



ANNUAL INFORMATION

on the Commitments of the Member States
to the European Border and Coast Guard
Teams and the Technical Equipment Pool

REPORT 2017



ANNUAL INFORMATION

on the Commitments of the Member States
to the European Border and Coast Guard
Teams and the Technical Equipment Pool

REPORT 2017





Plac Europejski 6
00-844 Warsaw, Poland

T +48 22 205 95 00
F +48 22 205 95 01

frontex@frontex.europa.eu
www.frontex.europa.eu

© Frontex, 2017

Table of contents

Foreword #5

Introduction #7

1. Executive summary #8

2. European Border and Coast Guard Teams #10

2.1. European Border and Coast Guard team #10

2.2. Contributions of MSs/SACs to the EBCG team #11

2.3. Seconded Members of the EBCG team #12

2.3.1. Recruitment of Seconded Members of EBCG teams for 2017 #13

3.1. Technical Equipment Pool #14

3.2. Overall Minimum Number of Technical Equipment #15

4. Annual Bi-lateral Negotiations 2017 #17

4.1. Annual Bi-lateral Negotiations 2017 – Human resources, results #17

4.2. Annual Bi-lateral Negotiations 2017 – Technical equipment, results #20

5. Open calls for additional contributions to 2016 Joint Operations #23

6. Development of Frontex' own operational capacity #25

6.1. Acquisition of aerial surveillance services #25

6.2. Mobile Field Offices #26

6.3. Transportation services for readmission operations #26

7. Way forward #27

7.1. European Border and Coast Guard Team #27

7.2. Technical Equipment Pool #27

Annexes #29



Foreword

Frontex has undergone a significant transformation in 2016. Following an accelerated legislative process on 6 October it became the European Border and Coast Guard Agency. This agency is continuing the work of its predecessor, but also has new responsibilities and new tools to assist the EU Member States and the Schengen Associated Countries.

The European Border and Coast Guard Teams and the Technical Equipment Pool remain the main sources of operational resources for deployment in Frontex coordinated operational activities. Following the implementation of the new regulation, European Border and Coast Guard Agency established additional profiles for officers to be deployed in joint operations. The agency also created a rapid reaction pool of 1 500 officers, who can be deployed at the external borders in a crisis situation.

In 2016 responding to the continuing migratory pressure at the external borders of the European Union, Frontex deployed the biggest number of officers and technical resources. Throughout the year the agency deployed on average between 1000 and 1500 officers, 30 vessels and numerous pieces of other technical equipment including aircraft, patrol cars and Thermo Vision Vehicles.

In addition, the increased responsibilities of the agency in the area of returns resulted in the establishment of the pools of forced-return monitors, forced-return escorts and return specialists. The profiles of return experts have been developed by Frontex in cooperation with the national authorities and the European Commission.

Operational needs in 2016 exceeded technical resources that had been committed during the annual bilateral negotiations. Consequently

Frontex launched nine Open Calls for additional contributions to joint operations. The additional equipment was mostly needed for Frontex maritime operations but a significant number of human resources and terrestrial means was also required for land operations.

In 2016 Frontex also deployed over 70 Seconded Guest Officers (SGOs) as Frontex Support Officer, Screening Expert, Debriefing Expert or Second Line Airport Officer.

The Agency also made use of its framework contract for provision of Frontex aerial surveillance services, as well as the service contracts for transportation services by sea and land for its readmission operations.

In 2017, Frontex will focus on the establishment of its own operational capacity, especially by acquiring motor vehicles, such as patrol cars and transportation vehicles, as well as mobile surveillance systems. The Agency will put significant efforts into developing systems for managing the new fleet.

The European Border and Coast Guard Agency is better equipped to help the EU Member States and the Schengen Associated Countries deal with the current and future challenges at their external borders. The Agency will continue to work closely with its various partners, including other EU agencies such as EASO, EMSA, EFCA, Europol and eu-LISA, to provide a coordinated response to the new challenges. I am confident that the strengthened Frontex, hand-in-hand with the Member States and Schengen Associated Countries, will stand ready to handle future pressures at EU's external borders.

Fabrice Leggeri
Executive Director



Introduction

This report provides information on the commitments of the Member States / Schengen-Associated Countries to the European Border and Coast Guard Teams (EBCGT) and the Technical Equipment Pool (TEP) in accordance with the European Border and Coast Guard Regulation*, i.e.

Article 20(12) *“The Agency shall inform the European Parliament on an annual basis of the number of border guards that each Member State has committed and the numbers of border guards actually deployed to the European Border and Coast Guard Teams”;*

Article 39(13) *“The Agency shall on an annual basis submit a report to the European Parliament on the number of items of technical equipment that each Member State has committed to the technical equipment pool.”*

The report presents the following aspects:

- **The state of play of the EBCGT**, established by MB decision 38/2016 of 23 November 2016 adopting the profiles and the overall number of border guards and other relevant staff to be made available to the European Border and Coast Guard Teams;
- **The state of play of the TEP**, including the Overall Minimum Number of Technical Equipment (OMNTE) 2017 – established by Decision of Frontex Management Board No 8/2016 of 31 March 2016;
- **Deployment of resources from EBCGT and the TEP** in Frontex Joint Operations 2016;
- **Additional Open Calls** for Contribution to Joint Operations 2016;
- **Annual Bi-lateral Negotiations (ABN) 2017** – (taken place in October 2016) commitments of MSS/SACs to the EBCGT and the TEP covering the 2017 operational needs;
- **Development of Frontex' own operational capacity** – with procurement of:
 - **Frontex Aerial Surveillance Services (FASS)** for Frontex Joint Operations;
 - **Mobile Field Offices** for screening, debriefing and registration purposes;
 - **Transportation vehicles**;
 - **Complete registration services** covering the 2016 operational needs.
- **Plans for acquisition of Frontex own equipment in 2017–2018.**

* Regulation (EU) 2016/1624 of 14 September 2016, on the European Border and Coast Guard and amending Regulation (EU) 2016/399 of the European Parliament and of the Council and repealing Regulation (EC) No 863/2017 of the European Parliament and of the Council, Council regulation (EC) No 2007/2004 and Council Decision 2005/267/EC.



1. Executive summary

Pursuant to the provisions of European Border and Coast Guard Regulation, in particular Articles 20 and 39 therein, Frontex established the EBCGT and the TEP as sources of operational resources for Frontex' Coordinated Joint Operations. Both pools are expected to increase Frontex response capacity as identified in Multi-Annual Plan 2015–2018 and Program of Work 2016.

* Source: OPERA.

** The Operational resources management system (Opera) is integrated web-based software application custom-designed for management of the operational resources pooled and deployed in Frontex coordinated activities.

*** The data provided in relation to the European Border and Coast Guard Teams refers to the content of the Teams at the end of 2016. Since at that time still there were no MS contributions to the newly established profiles i.e. Registration and Fingerprinting Officer, Dog Handler and European Coast Guard Function Officer data for these profiles will be provided in 2018 edition of the Report.

**** Source: OPERA.

About 5000* border guards are registered in Opera** as EBCGT*** members. These border guards are selected by MSs/SACs depending on their expertise related to the 16 different profiles developed by Frontex reflecting different areas of border management. MSs/SACs contribute to the pool according to the specialisation available in the respective country depending on the types of its external borders, as well as the size and availability of their national border guard pool.

In addition, Frontex contributes to the EBCGT by selecting Seconded Guest Officers (SGO) – who are border guards originating from MSs/SACs, seconded to Frontex and subsequently deployed by Frontex to different joint operations as members of the European Border and Coast Guard Teams.

As for technical equipment, by the end of 2016 the TEP was composed of more than 1000**** items owned by MSs/SACs. The TEP consists of about 370 maritime assets and 90 aerial means, 160 border surveillance vehicles and patrol cars, 40 dogs and more than 370 items of equipment for border control. Detailed figures are provided in Section 3 Technical Equipment Pool.

The Overall Minimum Number of Technical Equipment (OMNTE) is decided by the Frontex Management Board in March (year n-1) and serves as a reference for launching a Call for Contributions to MSs/SACs inviting them to propose technical assets to be deployed in (year n) joint operations.

The Annual Bi-lateral Negotiations (ABN) play a major role in ensuring that Frontex joint operations are supplied with adequate resources (human and technical). The ABN take place in the last quarter of the preceding year of operations. The aim is to agree between Frontex and MSs/SACs the overall amount of human and technical resources that will be deployed on joint operations during the following year. At the end of 2015, the ABN were successfully concluded in the form of an exchange of Letters of Agreement between Frontex and each MS/SAC. The agreements concluded are also considered as MSs/SACs' commitments to the pools.

In addition to the equipment provided by MSs/SACs, Frontex may acquire, either on its own or as co-owner with a Member State, or lease technical equipment to be deployed during joint operations, pilot projects, rapid interventions, return operations, return interventions, migration management support team deployment or technical assistance projects. Implementing this mandate in 2016 Frontex exploited its Service Contracts in various areas of activities such as aerial surveillance services and experts support to Frontex Joint Operations, Mobile Field Offices and transportation services.

In 2016 Frontex consolidated its approach for selection of technical equipment. This approach stipulates that the first priority in the selection is given to the assets proposed by the contributing MS/SAC. Subsequently, the remaining gaps are covered by Frontex own operational capacity. Offers received by Host MS/SAC are considered only exceptionally and as a last resort.

This approach promotes the principle of European solidarity, taking into consideration cost benefit analyses and avoiding double funding of MS/SAC assets acquired by different EU funds, as well as the operational suitability of the resources selected.



2. European Border and Coast Guard Teams

2.1. European Border and Coast Guard team

The EBCGT is composed of border guards originating from MSs/SACs national border authorities. Team members are deployed

during joint operations, rapid border interventions and in the framework of the migration management support team (Article 20(1) of Frontex Regulation). The EBCGT consists of 16 different border guard profiles covering specific areas of border control as represented in Figure 1.

Figure 1. European Border and Coast Guard Teams (EBCGT) composition by profile (2016)



Following a proposal by the Executive Director, the Management Board decides on the profiles and the overall number of border guards to be made available for the European Border and Coast Guard Teams. The profiles, as well as the overall number of border guards and other relevant staff to be made available by MS/SAC to the EBCGT pool were stipulated in the MB Decision No 38/2016 of 23rd November 2016 and amounts to 5 000 border guards. However, since this number refers to the annual average number of border guards being deployed on operational activities coordinated by Frontex, it is considered to be the minimum number of the members of the Pool.

At the end of 2016, about 4 980 border guards were registered in the EBCGT indicating a positive trend and providing sufficient assurance that an adequate number of officers are available for potential deployment during the operational activities. It should be mentioned that the officers are registered by MSs/SACs under two or more different profiles.

All Guest Officers (GOs) deployed during joint operations, pilot projects and rapid interventions must belong to the pool and no exceptions have been made to this obligation. GOs have to be properly trained prior to their deployment to joint operations and pilot projects. To this end Frontex has developed

specific training for EBCGT members providing them with the necessary knowledge to perform their duties in joint operational activities.

2.2. Contributions of MSs/SACs to the EBCG team

All countries applying the Schengen acquis are represented in the pool. In addition, two Schengen Associated Countries (i.e. Norway and Switzerland) contribute to the pool. As Ireland and the United Kingdom do not apply the Schengen acquis, their participation in joint operations, pilot projects and rapid interventions is based on a case by case decision by the Frontex Management Board. However, the United Kingdom has indicated its willingness to contribute to the pool in the context of Article 12 of the Frontex Regulation. For the time being officers from the UK who are deployed in joint operational activities have the status of special advisors.

According to Article 20(12) of the European Border and Coast Guard Regulation, i.e. *"The Agency shall inform the European Parliament on an annual basis of the number of border guards that each Member State has committed and the number of border guards actually deployed to the European Border and Coast Guard teams in accordance with this Article. This report shall list the Member States that have invoked the exceptional situation referred to in paragraphs 3 and 8 in the previous year. It shall also include the reasons and information provided by the Member State concerned"*.

Please note that, since the European Border and Coast Guard Regulation entered into force on 6 October 2016, at the moment of submission of this Report there is no previous year to refer. Furthermore, until the end of 2016, there were no registered cases of Member States invoking exceptional situations referred to in Article 20 paragraphs 3 and 8 of the above-mentioned Regulation.

Table 1. **European Border and Coast Guards Team (EBCGT) composition by profile – 2016**

Profile	No of EBCGT members	Share to total in %
Advanced-Level Document Officer	383	8%
Border Surveillance Officer	2 157	43%
Cross-Border Crime Detection Officer	36	1%
Debriefing Expert	395	8%
Field Press Coordinator	14	0,3%
First Line Officer	608	12%
Frontex Information Management Officer (FIMO)	122	2%
Frontex Support Officer	307	6%
Frontex Support Officer for Deployment and Log.	24	0.7%
Interview Expert	151	3%
Screening Expert	359	7%
Second Line Officer	341	7%
Stolen-Vehicle Detection Officer	83	2%
Total	4 980	

The contribution by Member States as regards their border guards to specific joint operations for the following year shall be planned on the basis of annual bilateral negotiations and agreements between the Agency and Member States. In accordance with those agreements, Member States shall make the border guards available for deployment at the request of the Agency, unless they are faced with an exceptional situation substantially affecting the discharge of national tasks. Such a request shall be made at least 21 working days before the intended deployment. If a Member State invokes such an exceptional situation, it shall provide comprehensive reasons and information on the situation to the Agency in writing, the content of which shall be included in this report.

Where necessary, the deployment of European Border and Coast Guard teams from the rapid reaction pool shall be immediately supplemented by additional European Border and Coast Guard teams. For that purpose, Member States shall, at the request of the Agency, immediately communicate the number, names and profiles of border guards



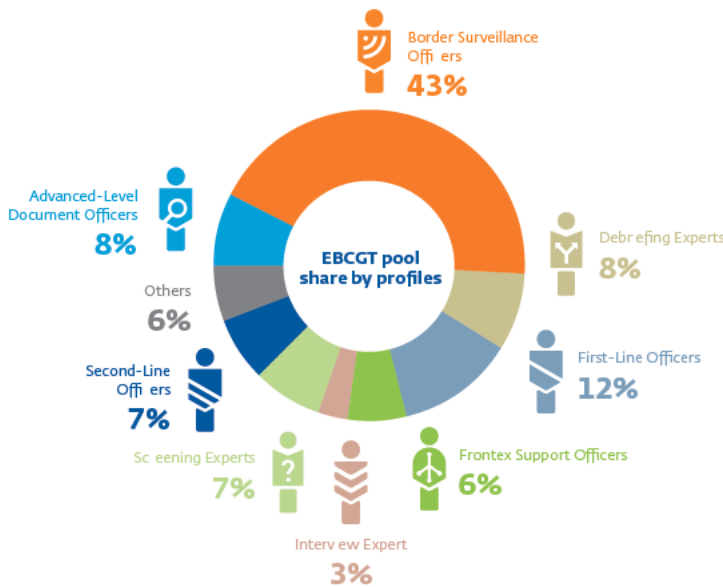
and other relevant staff from their national pool whom they are able to make available within seven working days from the start of the rapid border intervention. Member States shall make the border guards and other relevant staff available for deployment at the request of the Agency unless they are faced with an exceptional situation substantially affecting the discharge of national tasks. If a Member State invokes such an exceptional situation, it shall provide comprehensive reasons and information on the situation to the

Agency in writing, the content of which shall be included in this report.

The composition of the EBCGT is presented in Table 1 and Figure 2.

More detailed information on the composition of the EBCG team, by profile, number and contributing MS/SAC is provided in Annex 1 – Total number of European Border and Coast Guard Team members by profile and by MS/SAC – 2016, to this Report.

Figure 2. European Border and Coast Guards Team (EBCGT) composition by main profile – 2016



2.3. Seconded Members of the EBCG team

Frontex shall contribute to the EBCG team with competent border guards (former Seconded Guest Officers – SGOs) or other relevant staff seconded by the Member States as national experts to the Agency. In accordance with Article 20 (11) of the Frontex Regulation these are members of the EBCG team seconded to Frontex on a temporary basis, for a maximum period of 12 months or more but in any event for not less than three months.

Subsequently, Frontex has the possibility to deploy the seconded members of the EBCG team to different coordinated activities based on operational needs and the recommendations of risk analyses, thus filling the operational gaps, taking advantage of the higher availability of experts (during the period of secondment it is up to Fron-

Table 2. Total number of Seconded Members of EBCG teams (former SGOs) deployments in 2016, by MS/SAC and by profile

Profiles	MSs/SACs:	AT	BG	DE	EE	ES	FI	FR	GR	IT	HU	LV	NL	PL	PT	RO	SI	Total
Advanced-Level Doc. Officers					1	4							2	3	2	3	2	17
Debriefing Experts			1	1		6		2			1	1		2	4	3	3	24
Frontex Support Officers			4		2	8	3	2	2			1	2	6	1	6		37
Screening Experts		1	5		1	4		4	3			2	4	4	3	4	2	37
Second-Line Airport Officers			1				1			1	1				2	2	1	9
Second-Line Interview Experts		2	1			1						1			2	2	1	10
Stolen-Vehicle Detection Off.						1								1		4	4	10
Total		3	12	1	4	24	4	8	5	1	2	5	8	16	14	24	13	144

tex to decide where and for how long the experts should be deployed), as well as reducing the administrative burden related to the deployment.

Table 2 provides information on the deployments of Seconded Members of the EBCG team (former SGOs) in 2016 by profile and number of deployments per MS/SAC.

Due to exceptional operational needs in 2016 for the first time along with the annual open call Frontex launched an additional extraordinary targeted call to cover the high demand on Seconded Members of the EBCG team (former SGOs). The extraordinary call was launched on 1 March and the selection was finalized on 18 May 2016. Six Member States submitted applications of 37 candidates in total. After the selection Frontex identified 22 additional successful candidates to be made available for deployment in 2016.

The deployment in 2016 and the selection for 2017 was conducted according the legal base applicable at that time. After the entry into force of the Frontex Regulation (EU) 2016/1624 on 14 September 2016 all deployments are governed by the new legal framework – Article 20 (11) of the above mentioned Regulation with a minimum duration of the deployment – three months.

2.3.1. Recruitment of Seconded Members of EBCG teams for 2017

On 18 April 2016 Frontex launched the annual open call for recruitment of Seconded Members of EBCG teams (former SGOs) for 2017. 13 Member States submitted 177 applications in total. Out of them 152 applications were found eligible.

Following the selection procedure closed on 6 September 2016, out of 152 eligible applications Frontex selected 88 candidates (thereof 15 as reserve candidates). In addition 112 SGOs out of the previous calls of 2015 and 2016 were put on the reserve list for 2017. The number of finally available SGOs for deployment in 2017 amounted to 196 officers, covering 244 potential deployments within 7 different profiles as presented in Table 3.

Table 3. **Total number of Seconded Members of EBCG team (former SGOs), including applications for multiple profiles approved for 2017 by profile**

No	Profile	Number of approved applications
1.	Advanced-Level Doc. Officers	27
2.	Debriefing Experts	44
3.	Frontex Support Officers	75
4.	Screening Experts	53
5.	Second-Line Airport Officers	14
6.	Second-Line Interview Experts	21
7.	Stolen-Vehicle Detection Off.	10
Total		244



3. Technical Equipment Pool

3.1. Technical Equipment Pool

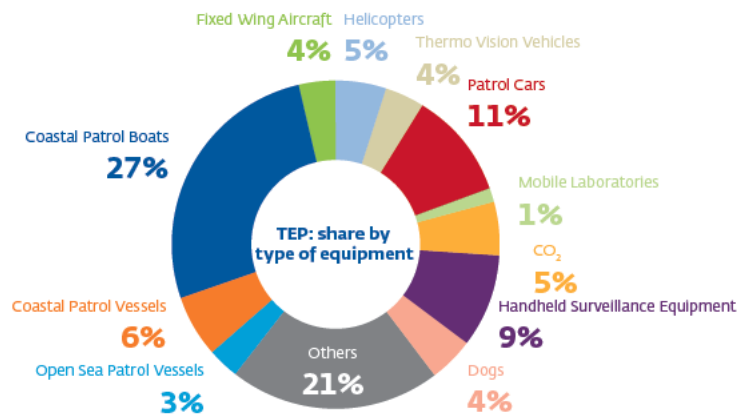
The Technical Equipment Pool (TEP) is established on the basis of the provisions of Article 39(1) of the European Border and Coast Guard Regulation, i.e. "The agency shall set up and keep centralised records of equipment in a technical equipment pool composed of equipment owned either by Member States or by the Agency and equipment co-owned by the Member States and the Agency for its operational activities".

Furthermore according to Article 39(13) of the European Border and Coast Guard Regulation, i.e. "The Agency shall on an annual basis submit a report to the European Parliament on the number of items of technical equipment that each Member State has committed to the technical equipment pool in accordance with this Article. That report shall list the Member States that invoked the exceptional situation referred to in paragraph 8 in the previous year and include the reasons and information provided by the Member State concerned".

Table 4. Total number of Technical Equipment in the TEP, by category – 2016

Type of equipment	Number	Percent of the total
Maritime Means	375	36%
Aerial Means	90	9%
Terrestrial Means	167	16%
Dogs	46	4%
Others	366	35%
Total	1 044	100%

Figure 3. Total number of Technical Equipment (TE), by type – 2016



Since the European Border and Coast Guard Regulation entered into force on 6 October 2016, at the moment of submission of this Report there is no previous year to refer. Furthermore, until the end of 2016, there were no registered cases of Member States invoking exceptional situations referred to in Article 39, paragraph 8 of the above-mentioned Regulation.

At present the technical equipment pool consists of equipment owned by the Member States, as well as of equipment acquired within a Framework Contract for provision of aerial surveillance services for joint operations, transportation services for readmission operations, deployable facilities for screening, debriefing and registration activities. Detailed information on the abovementioned Framework Contract is presented in Section 6 – Development of Frontex' own operational capacity.

The TEP includes the following categories and types of equipment provided by MS/SAC (see Tables 4, 5 and Figure 3):

- **Maritime equipment;**
 - Offshore Patrol Vessels (OPV) – vessels with more than 1 500 nm* autonomy;
 - Coastal Patrol Vessels (CPV) – vessels with autonomy between 600 and 1500 nm autonomy;
 - Coastal Patrol Boats (CPB) – vessels with less than 600nm autonomy;
 - Fast interception boats;
- Equipment for aerial surveillance and patrolling;
 - Fixed-Wing Aircraft (FWA);
 - Helicopters;
- Mobile equipment for land border surveillance;
 - Thermo-Vision Vehicles (TVV) – vehicles equipped with thermo vision camera for border surveillance;
 - Border surveillance vehicles – vehicles equipped with a radar or any other sensors for border and coastal surveillance;
- Equipment for border control;
 - Mobile laboratories – vehicles equipped with communication systems, computers, printers and other equipment for document checks;
 - Heart-beat detectors;
 - Carbon Dioxide (CO₂) detectors;
- Hand-held surveillance equipment;
 - Night Vision Goggles (NVG);
 - Hand-held thermal cameras;
- Service Dogs**.

Detailed information about the composition of the TEP by type of equipment, number and contributing MSS/SACs is provided in Annex 2 – Total number of assets registered in the Technical Equipment Pool by MS/SAC and type of equipment – 2016, to this Report.

3.2. Overall Minimum Number of Technical Equipment

The Frontex Regulation stipulates that the TEP shall contain the Overall Minimum Number of Technical Equipment (OMNTE). The OMNTE is the amount of equipment, required

Table 5. Total number of Technical Equipment in the TEP, by type – 2016

Types of Equipment	Number	Percent of the total
Open Sea Patrol Vessel	33	3%
Coastal Patrol Vessel	64	6%
Coastal Patrol Boats	278	27%
Fixed Wing Aircraft	38	4%
Helicopter	52	5%
Thermo Vision Vehicles	40	4%
Patrol cars	111	11%
Mobile Radar Unit	1	0%
Mobile Laboratory	15	1%
CO ₂	54	5%
Handheld surveillance equipment*	95	9%
Dogs	46	4%
Others	217	21%
Total	1 044	100%

* Handheld surveillance equipment contains NVGs and hand-held thermal and infrared cameras

to meet the needs of the Agency in particular as regards carrying out joint operations, migration management support team deployments, rapid border interventions, return operations and return interventions in accordance with its work program of the year in question. The OMNTE is established on an annual basis and is defined as "the number of required Asset-Months per type of equipment". This category of equipment has a specific status, obliging both parties: MSS/SACs – to make available, and Frontex – to deploy the equipment agreed to be part of OMNTE. Thus, the establishment of the OMNTE requires a decision of the Frontex Management Board.

The latter has the mandate to decide on an annual basis "on the rules relating to the technical equipment, including the required overall minimum number of items per type of technical equipment, the conditions for deployment and the terms for the deployment and reimbursement of costs, as well as on the limited number of items of technical equipment for a rapid reaction equipment pool". For budgetary purposes that decision

* Nautical miles

** Service Dogs are considered to be assets from the Technical Equipment Pool.



*** Management Board Decision № 8 of 31 March 2016 adopting the rules relating to the technical equipment, including Overall Minimum Number of Technical Equipment to be deployed during operational activities coordinated by Frontex in 2017.

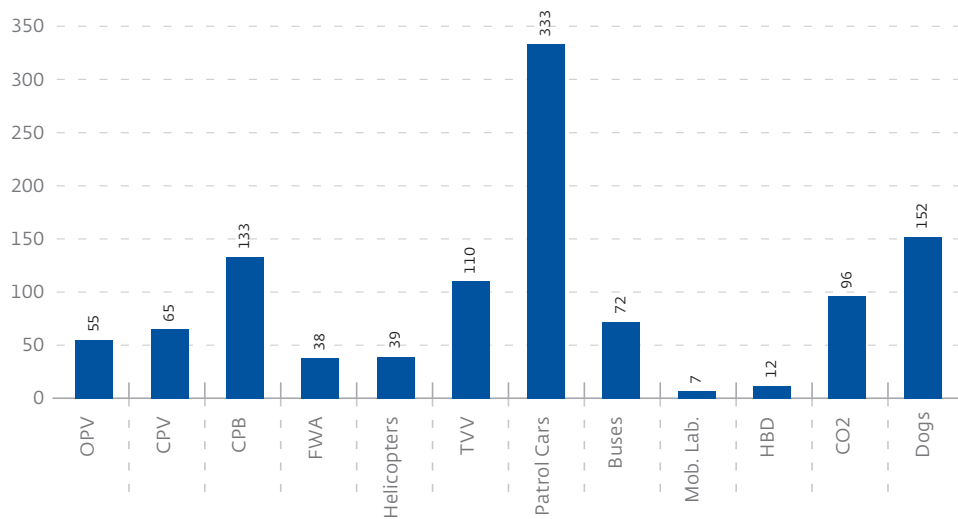
should be taken by the Management Board by 30 June each year (Article 39(9) of Frontex Regulation).

In March 2016 the Frontex Management Board adopted a Decision*** specifying the number of required Asset-Months per type of equipment, laying down the rules for deployment, and setting the requirements for the

technical equipment to be deployed for Frontex-coordinated operational activities in 2017 was adopted.

Figure 4 shows the number of Asset-Months per type of technical equipment, as stipulated in the abovementioned Management Board Decision.

Figure 4. **The number of Asset-Months for different types of equipment for OMNTE for 2017**



4. Annual Bi-lateral Negotiations 2017

The main goal of the Annual Bi-Lateral Negotiations is Frontex and the Member States to agree upon the availability of both human and technical resources provided by the Member States from MS/SAC to be deployed on operational activities during the respective year. Since the Annual Bi-Lateral Negotiations for planning resources for the Year “Y” takes place in the “Y-1” the Annual Bi-Lateral Negotiations 2017 took place in October 2016.

With a decision of the Frontex Executive Director the members of the Negotiation Teams were specifically appointed and delegated powers according to their roles and responsibilities during the Negotiations. The abovementioned decision stipulated that the members of the negotiation teams are bound by the principle of transparency and fair treatment. The teams seek to ensure the broadest coverage possible of the planned operational activities and the adequacy of the resources offered in view of the operational needs, taking into consideration the principle of sound financial management, in particular the added value of the resources offered. Offers received from the Host Member States may be considered in exceptional circumstances and as a last resort.

The above approach promotes the European solidarity between the MSs/SACs and ensures an adequate level of commitment of the MSs/SACs with reference to their capabilities, as well as equal possibilities to participate in the operational activities.

The Annual Bi-Lateral Negotiations ultimately led to bilateral agreements that were concluded by sending to MS/SAC Letters of Agreement and submission to Frontex of Commitment Confirmations by each single

MS/SAC. Such agreements are considered as MSs/SACs' commitments to the pools.

4.1. Annual Bi-lateral Negotiations 2017 – Human resources, results

An overview of the Annual Bi-Lateral Negotiations 2017 results regarding the Human Resources to be deployed on Frontex Joint Operations in 2016 is presented on Figure 6. Gaps were identified for the following profiles: First-Line Officers, FSO for Frontex Situation Centre, Second-Line Airport Officers and Advanced-Level Document Officers, as well as for Stolen-Vehicle Detection Officers with a shortage ranging respectively from 22% up to 60%.

Table 6 presents an overview of the coverage of HR needs in number of officers per profile as a result of ABN 2017.

Detailed results from the ABN 2017 regarding the number of human resources to be deployed in Joint Operations 2017 by profiles, numbers, duration of deployment and MS/SAC are presented in Annex 5 – Annual Bi-lateral Negotiations 2017 – coverage of HR needs (breakdown), to this Report. An assessment of the Man-Days needs coverage per profile shows that gaps exist in the availability of the resources offered by MS/SAC, as shown on Figure 6.

Significant gaps in the number of Man-Days ranging from 18% for Second-Line Interview Expert up to 93% for Frontex Support Officer are identified, as presented in Table 7. The average gap against the overall Frontex needs of Man-Days for 2017 amounts at 31%.



Table 6. Annual Bi-Lateral Negotiations 2017* – coverage of HR needs for 2017 Joint Operations (overview)

HR Profile	No of GOs requested by Frontex	No of GOs proposed by MS/SAC	No of GOs agreed by Frontex and MS/SAC	Gaps in No of GOs	Gaps in No of GOs, %
Advanced-level Document Officer	224	228	228	-4	-2%
Border Surveillance Officer	648	262	260	388	60%
Debriefing Expert	215	190	189	26	12%
Field Press Officer	2	8	8	-6	-300%
First-Line Officer	131	102	84	47	36%
FSO*	86	68	62	24	28%
FSO* Frontex Situation Centre	33	80	62	-29	-88%
FSO* Readmission	2	4	4	-2	-100%
Interpreter	222	38	36	186	84%
Screening Expert	300	162	156	144	48%
Second-Line Airport Officer	274	210	197	77	28%
Second-Line Interview Expert	5	18	15	-10	-200%
Stolen-Vehicle Detection Officer	57	59	59	-2	-4%
Readmission Escort Officer	60	182	182	-122	-203%
Return Specialist	1	8	8	-7	-700%
Registration/Fingerprinting expert	545	318	318	227	42%
Grand Total	2 805	1 937	1 868	937	33%

* Annual Bi-Lateral Negotiations 2017 took place in October 2016.

** Frontex Support Officers

Figure 5. Annual Bi-Lateral Negotiations 2017 – coverage of HR needs for 2017 Joint Operations (overview)

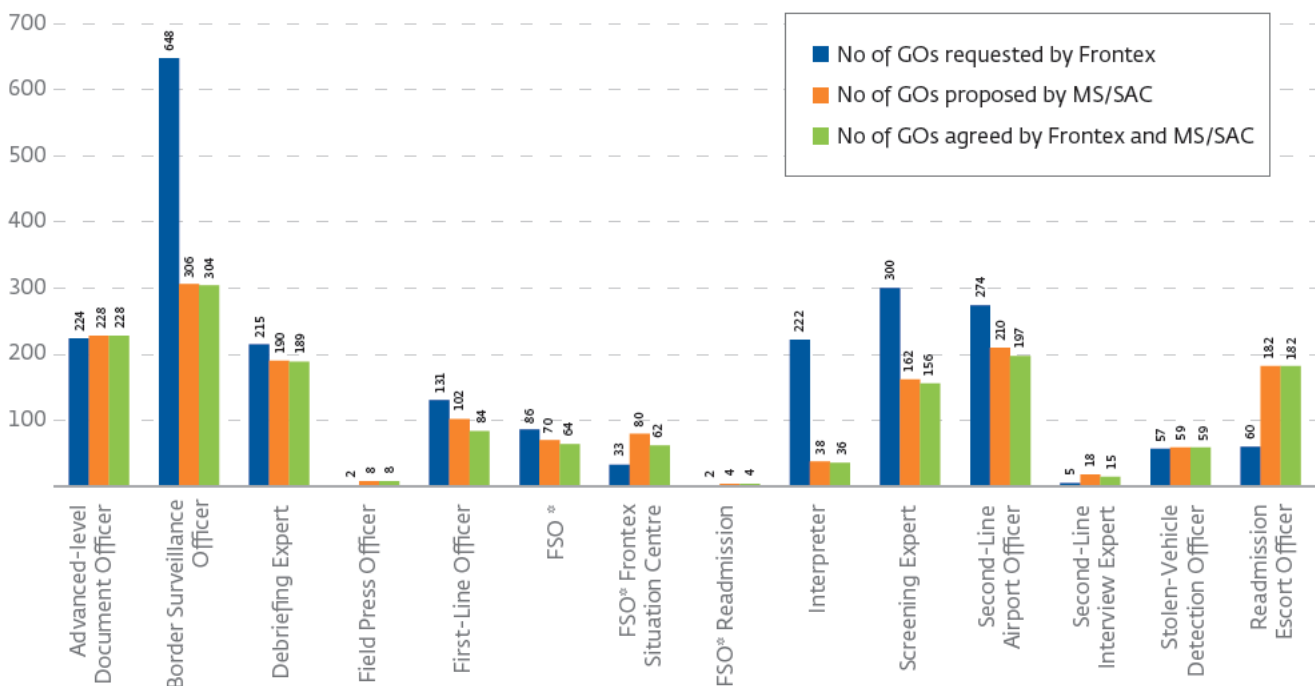
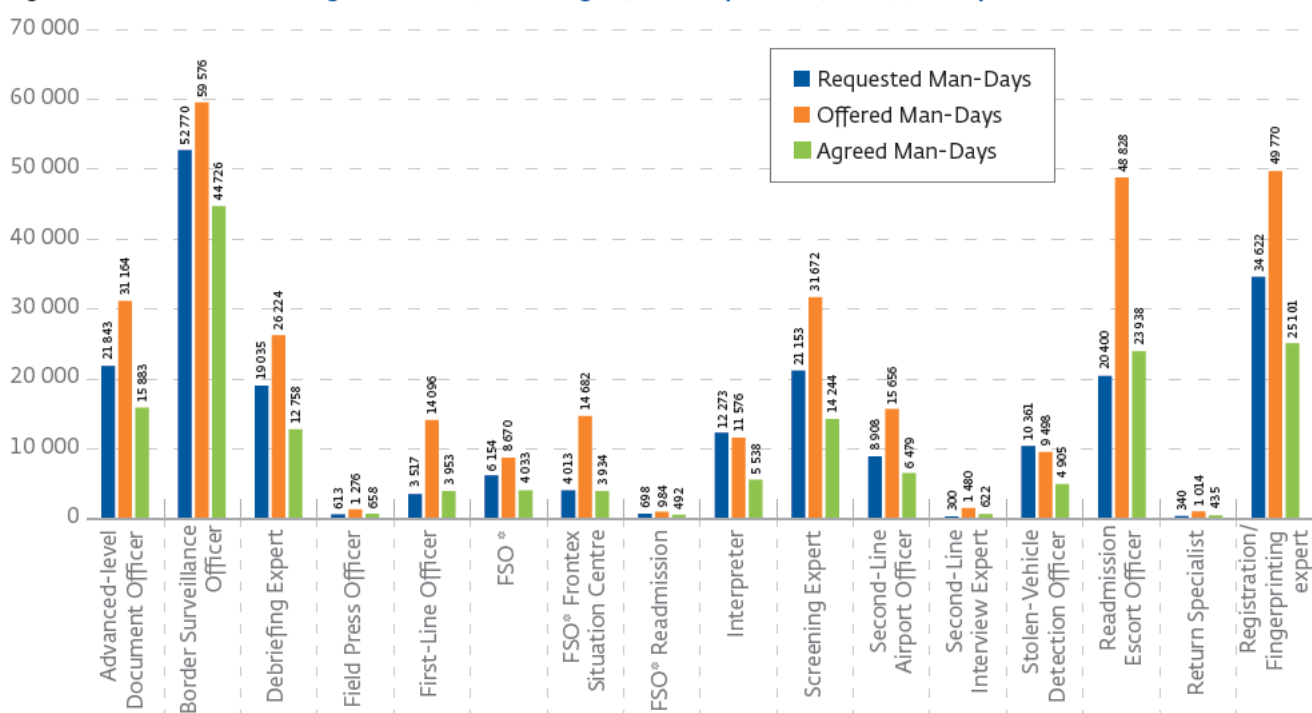


Table 7. Annual Bi-Lateral Negotiations 2017 – coverage of Man-Days needs for 2017 Joint Operations (overview)

HR Profile	Requested Man-Days	Offered Man-Days	Agreed Man-Days	Gaps in Man-Days	Gaps in Man-Days, %
Advanced-level Document Officer	21 843	31 164	15 883	5 960	27%
Border Surveillance Officer	52 770	59 576	44 726	8 044	15%
Debriefing Expert	19 035	26 224	12 758	6 277	33%
Field Press Officer	613	1 276	658	-45	-7%
First-Line Officer	3 517	14 096	3 953	-436	-12%
FSO*	6 154	8 670	4 033	2 121	34%
FSO* Frontex Situation Centre	4 013	14 682	3 934	79	2%
FSO* Readmission	698	984	492	206	30%
Interpreter	12 273	11 576	5 538	6 735	55%
Screening Expert	21 153	31 672	14 244	6 909	33%
Second-Line Airport Officer	8 908	15 656	6 479	2 429	27%
Second-Line Interview Expert	300	1 480	622	-322	-107%
Stolen-Vehicle Detection Officer	10 361	9 498	4 905	5 456	53%
Readmission Escort Officer	20 400	48 828	23 938	-3538	-17%
Return Specialist	340	1 014	435	-95	-28%
Registration/Fingerprinting expert	34 622	49 770	25 101	9 521	27%
Grand Total	217 000	326 166	167 699	49 301	23%

* Frontex Support Officers

Figure 6. Annual Bi-Lateral Negotiations 2017 – coverage of Man-Days needs for 2017 Joint Operations





4.2. Annual Bi-lateral Negotiations 2017 – Technical equipment, results

The results of the ABN 2017 show significant shortages in the needs coverage for almost all types of technical equipment. Currently, the identified gaps regarding the number of items of technical equipment requested ranges from 21% for Thermo Vision Vehicles up to 73% for Coastal Patrol Boats as shown in Table 8 and illustrated by Figure 7.

Detailed results of ABN 2017 related to the Technical Equipment to be deployed in 2017 Joint Operations by type of assets, number, duration of deployment and MS/SAC are presented in Annex 6 – Annual Bi-lateral Negotiations 2017 – coverage of TE needs (breakdown), to this Report.

It should be noted that the statistics regarding the number of assets and Asset-Days do

not take into consideration the offers made by the Host MS/SAC. Taking into account the principal of EU solidarity priority is given to the offers made by the Contributing MS/SAC, therefore the offers of the Host MS/SAC are subject to further consideration by Frontex.

After analysing the coverage of Asset-Days needs for 2017 Joint Operations certain gaps are visible regarding the availability of the assets. Figure 8 shows the difference between the requested, offered and agreed Asset-Days per type of equipment.

Significant gaps related to the availability of vessels and aerial means, as well as terrestrial means ranging from 12% for Offshore Patrol Vessels up to 41% for Coastal Patrol Vessels have been identified. Table 9 presents an overview on the coverage of gaps of Asset-Days as a result of ABN 2017.

Table 8. Annual Bi-Lateral Negotiations 2017 – coverage of TE needs for 2017 Joint Operations (overview)

Type of equipment	No of assets requested by Frontex	No of assets proposed by MS/SAC	No of assets agreed	Gaps in number of assets	Gaps in number of assets, %
Offshore Patrol Vessel	22	26	16	6	27%
Coastal Patrol Vessel	17	26	10	7	41%
Coastal Patrol Boat	59	16	16	43	73%
FWA	7	36	29	-22	-314%
Helicopter	8	19	15	-7	-88%
Thermo Vision Vehicle	29	23	23	6	21%
Patrol car	72	67	67	5	7%
Mobile Laboratory	1	0	0	1	100%
Transportation Vehicle	6	4	4	2	33%
Heartbeat Detector	2	0	0	2	100%
Carbon Dioxide Detector	8	8	8	0	0%
Service Dog	50	80	75	-25	-50%
Grand Total	281	305	263	18	6%

Figure 7. Annual Bi-Lateral Negotiations 2017 – coverage of TE needs, by type for 2017 Joint Operations

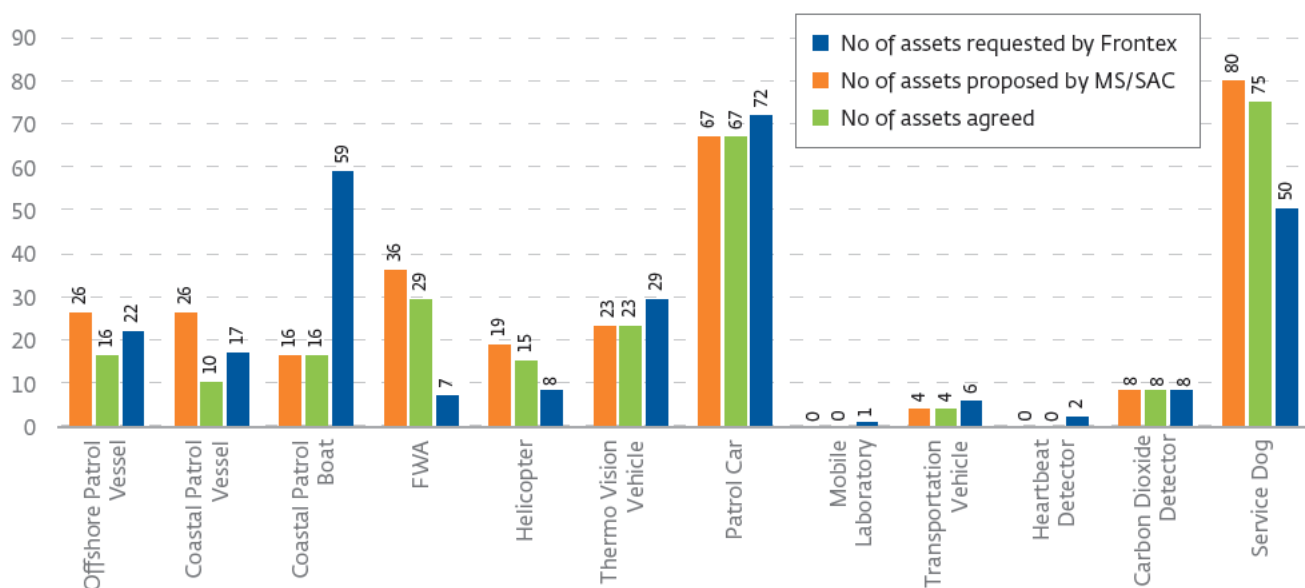
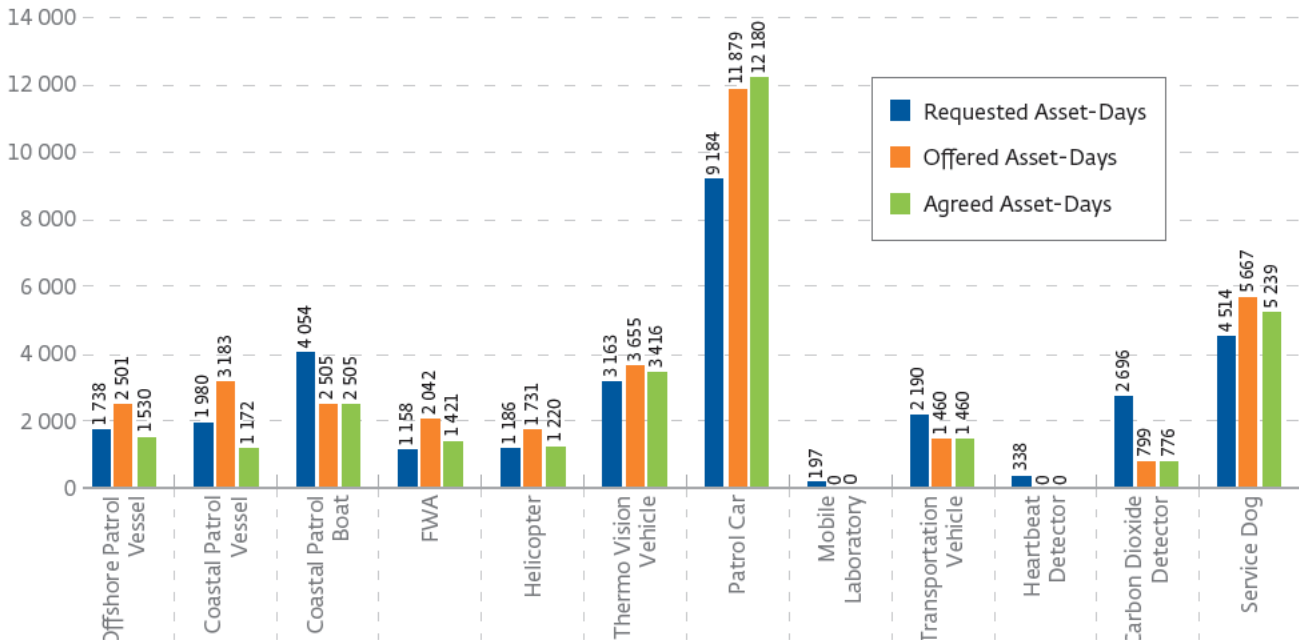




Table 9. Annual Bi-Lateral Negotiations 2017 – coverage of Asset-Days needs for 2017 Joint Operations (overview)

Type of equipment	Requested Asset-Days	Offered Asset-Days	Agreed Asset-Days	Gaps in Asset-Days	Gaps in Asset-Days, %
Offshore Patrol Vessel	1 738	2 501	1 530	208	12%
Coastal Patrol Vessel	1 980	3 183	1 172	808	41%
Coastal Patrol Boat	4 054	2 505	2 505	1 549	38%
FWA	1 158	2 042	1 421	-263	-23%
Helicopter	1 186	1 731	1 220	-34	-3%
Thermo Vision Vehicle	3 163	3 655	3 416	-253	-8%
Patrol Car	9 184	11 879	12 180	-2 996	-33%
Mobile Laboratory	197	0	0	197	100%
Transportation Vehicle	2 190	1 460	1 460	730	33%
Heartbeat Detector	338	0	0	338	100%
Carbon Dioxide Detector	2 696	799	776	1 920	71%
Service Dog	4 514	5 667	5 239	-725	-16%
Grand Total	32 398	35 422	30 919	1 479	5%

Figure 8. Annual Bi-Lateral Negotiations 2017 – coverage of Asset-Days needs for 2017 Joint Operations, by type of equipment



5. Open calls for additional contributions to 2016 Joint Operations

In the course of 2016 Frontex faced rapid increase of the migratory pressure at the external borders of the EU. As a result, additional needs for operational resources over and above those negotiated during the ABN 2016* were identified. These needs were provoked by the enormously high rate of loss of life at sea, as well as the need to manage the incoming flow of migrants by the implementation of a proper and effective registration procedure, whilst maintaining the dignity of the people and not violating their Human Rights.

In order to provide an adequate response to the abovementioned situation at the external borders of the European Union in 2016 Frontex launched 9 Open Calls for additional contributions to Joint Operations. These open calls were focused on the acquisition of additional Technical Equipment mostly for Frontex maritime operations. However, a significant amount of Human Resources and terrestrial means were required also for Land Operations.

* Annual Bi-Lateral Negotiations 2016 took place in October 2015.

Table 10. Total number of Human Resources requested by Open Calls in 2016, by profile

Profile	Number of HR agreed through Open Calls in 2016	ABN 2016 agreed HR
First-Line Officer	90	136
Advanced-Level Document Officer	300	221
Border Surveillance Officer	541	131
Debriefing Expert	211	37
Dog Handler	45	89
Interpreter	183	19
Screening Expert	399	96
Stolen-Vehicle Detection Officer	75	52
Total	1 844	781

Figure 9. Total number of Human Resources requested by Frontex during the Annual Bi-Lateral Negotiations 2016 and the Open Calls in 2016, by profile

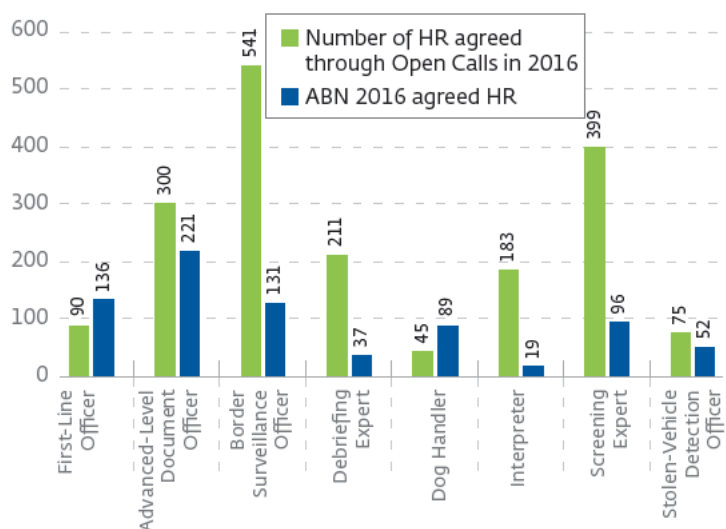




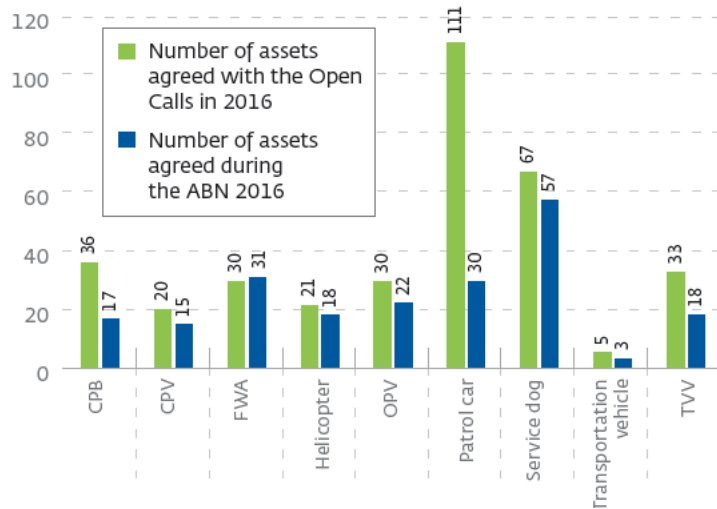
Table 11. Total number of Technical Assets requested by Open Calls in 2016, by type

Row Labels	Open Call Agreed	ABT 2016 Agreed
CPB	36	17
CPV	20	15
FWA	30	31
Helicopter	21	18
OPV	30	22
Patrol car	111	30
Service dog	67	57
Transportation vehicle	5	3
TVV	33	18
Total	353	211

Table 10 presents the overall number of Human Resources by profile and number requested by Frontex in all the Open Calls over 2016 in addition to the resources requested during the ABN 2016.

Table 11 presents the number of Technical Equipment by type and number requested by Frontex with all the Open Calls over 2016 in addition to the resources requested during the ABN 2016.

Figure 10. Total number of Technical Assets requested by Frontex during the ABN 2016 and the Open Calls in 2016, by type



6. Development of Frontex' own operational capacity

The Regulation (EU) 2016/1624 of 14 September 2016, on the European Border and Coast Guard in its Article 39 extends Frontex' mandate not only to deploy equipment from the MSs/SACs, but also to acquire by itself or in co-ownership with the MSs/SACs, or to lease technical equipment, for border control.

6.1. Acquisition of aerial surveillance services

In September 2015 Frontex signed a Framework Contract for aerial surveillance services and expert support.

During the 18 month period of the Framework Contract exploitation Frontex awarded 8 Specific Contracts to different companies within the contracted ones and delivered 286 days overall duration of deployment services. This represents 9.5 asset-months and consumed budget of almost €2M out of €10M allocated. 6 out of 8 Specific Contracts were assigned to maritime operations and the remaining 2 were implemented for the purpose of land border operations.

The exploitation of the FWC for FASS brought significant operational and logistics benefits for Frontex, such as:

- Service availability – practically the service is available at any moment when operational need is identified, within the contractually specified administrative terms;
- State-of-the-art technology – the surveillance sensors and communication (voice and data transfer) equipment, as well as the data sharing solutions are implemented by state-of-the-art technology;

- Multi-purpose missions capability – the services allow that tasks of other stakeholders within the Border and Coast Guard domain – other EU Agencies, such as EMSA, EFCA can be incorporated in the assignment and implemented in cooperation with these stakeholders;
- Flexibility of the contractors related to the deployment period, deployment location, amendments made in the course of the deployment implementation;
- Simplified administrative and procurement procedure – exploitation of the FWC turned into business as usual.

Furthermore, due to the re-opening of the competition for each specific call and the attractiveness of the assignment a significant level of cost-efficiency was reached. The average cost per flight hour for maritime operations is estimated to 1 873.85 EUR, all inclusive.





Mobile field office

During the exploitation of the Framework Contract Frontex and the Host Member States identified many technical issues related to the data transfer, security of the information, as well as to the general scope of the contract which have to be improved. In this regard Frontex plans to launch an open tender procedure and to establish a new Framework contract with extended scope in accordance with the new mandate stemming from

Regulation (EU) 2016/1624, as well as where the lessons learned and the best practices identified to be incorporated.

Detailed information on the Specific Contracts Implemented, by periods of implementation, deployment locations and budget spent is presented in Annex 7 – Specific Contracts Implemented within the Framework Contract for Frontex Aerial Surveillance Services, to this Report.

6.2. Mobile Field Offices

In 2016 in order to cover the needs for office space Frontex rented 25 mobile field offices. These offices were deployed in the Mediterranean (Greece and Italy), as well as in the Balkan (Bulgaria) regions. They were used for the purposes of screening, debriefing and registration of migrants, as well as for as daily by the deployed Frontex staff. The mobile field offices were made available throughout the entire year 2016.

6.3. Transportation services for readmission operations

In order to implement the engagements of the common EU-Turkey Statement of 18 March 2016, Frontex established capacity for transportation services by air, sea and land for the purposes of readmission operations from the Greek Islands to Turkey. Since April 2016 until the end of the year Frontex implemented 11 operations by air readmitting 114 Syrian nationals and 24 operations by sea readmitting 794 third country nationals. In support to these operations passenger transfer services by land were provided.

7. Way forward

7.1. European Border and Coast Guard Team

In 2017 Frontex will continue deploying border guards and relevant staff corresponding to the profiles defined in the MB decision 38/2016 adopting the profiles and the overall number of border guards and other relevant staff to be made available to the European Border and Coast Guard teams.

Given the enhanced status of rapid border interventions as an important tool for the EU response in crisis situations and setting-up of the rapid reaction pool designed as a standing corps composed of 1500 border guards and other relevant staff corresponding to the EBCGT profiles, Frontex will take the necessary initiatives to ensure that the members of the pool have received relevant training.

It should be highlighted that the increased responsibilities of the Agency in the area of return resulted in the establishment of the pools of forced-return monitors, forced-return escorts and return specialists based on the MB decision 41/2016 to be deployed to return operations and interventions as of 2017. Frontex will continue cooperating with MSs to encourage contribution to the pools and will intensify its actions related to the obligation to provide relevant training to the pools' members.

7.2. Technical Equipment Pool

In 2017 Frontex will continue working on the development of its own operational capacity by acquisition of different types of technical equipment. Taking into consideration the availability of technical means within Member States, the equipment to be potentially acquired by the latter via ISF – Specific Actions, as well as the respective timeframe for such acquisition in 2016 Frontex made operational needs' assessment and defined the main categories of equipment needed. Following this analysis in 2017 Frontex will focus on the acquisition of terrestrial means – vehicles and light equipment, while the heavy equipment will be priority for acquisition by Member States. The equipment should be acquired mostly through purchase of goods.

Furthermore, for fleet management Frontex will outsource the relevant associated services such as insurance, maintenance, parking space, fuelling etc. Frontex expects the acquired equipment to be available for operational purposes starting from Q2 of 2018.



List of Annexes:

- ANNEX 1** Total number of European Border and Coast Guard Team members by profile and by MS/SAC – 2016
- ANNEX 2** Total number of assets registered in the Technical Equipment Pool by MS/SAC and type of equipment – 2016
- ANNEX 3** Total number of European Border and Coast Guard Team members deployed in 2016 by profile, MS/SAC and duration
- ANNEX 4** Total number of assets deployed in 2016 from the TEP by type of equipment, MS/SAC and duration
- ANNEX 5** Annual Bi-lateral Negotiations 2017 – coverage of HR needs (breakdown)
- ANNEX 6** Annual Bi-lateral Negotiations 2017 – coverage of TE needs (breakdown)
- ANNEX 7** Specific Contracts Implemented within the Framework Contract for Frontex Aerial Surveillance Services



Annex 1.

Total number of European Border and Coast Guard Team members by profile and by MS/SAC – 2016

MS/SAC	Total per MS/SAC	PROFILES												
		Advanced-Level Document Officer	Border Surveillance Officer	Cross-Border Crime Detection Officer	Debriefing Expert	Field Press Coordinator	First-Line Officer	Frontex Information Management Officer (FIMO)	Frontex Support Officer (FSO)	FSO for Deployment and Logistics	Interview Expert	Screening Expert	Second-Line Officer	Stolen Vehicles Detection Officer
AT	236	39	85		7	1	53	2	25		2	6	12	4
BE	41	6	2		5		10				5		12	1
BG	130	3	29		4		59	5	14	1	7	1	7	
CH	72	18	15		6		8		4				17	4
CY	11		3		3							3	2	
CZ	108	10	82		7		1	1				2	4	1
DE	515	65	265		7		41	7	29		2	40	50	9
DK	27				7		1	1	3		2	6	7	
EE	123	12	57		1	1	18	7	5		1	10	7	4
EL	144	1	87		18	1		17	5	1	1	11	2	
ES	566	39	158		101		105	18	58	6	4	47	18	12
FI	85	8	47		9		4		9		2	1	4	1
FR	227	29	47		42		5		10	1	4	72	17	
HR	168	10	111		5		6		10	2	3	6	7	8
HU	72	3	47		3		8	2			1		6	2
IS	3		1										2	
IT	128	21	1		8	1	19	11	24	4	12	8	18	1
LT	211	16	136	2	4		27	10	2		2	5	3	4
LV	268	8	155	4	9		10	5	15		10	39	13	
LU	12		4		1							6	1	
MT	210		197		3						5	4	1	
NL	323	40	108	2	14	1	29	14	17	1	14	29	45	9
NO	100	1	10		21		14	1	33		5	10	5	
PL	281	3	153	5	18	1	41	9	13		6	10	18	4
PT	291	12	124	18	36	1	46	1	8	2	9	14	18	2
RO	342	18	118	1	30	4	73	8	15	5	22	17	24	7
SE	118	8	37	3	16	2	7		1		29	5	10	
SI	84	11	22		8	1	13		5		2	6	7	9
SK	84	2	56	1	2		10	3	2	1	1	1	4	1
Grand total	4 980	383	2 157	36	395	14	608	122	307	24	151	359	341	83

* Data was extracted from Opera on 31st December 2016

Annex 2.

Total number of assets registered in the Technical Equipment Pool by MS/SAC and type of equipment – 2016

MS/SAC	Total per MS	TYPE OF EQUIPMENT												
		Offshore Patrol Vessel	Coastal Patrol Vessel	Coastal Patrol Boat	Fixed Wing Aircraft	Helicopter	Thermo Vision Vehicles	Patrol Car	Mobile Radar Unit	Mobile Laboratories	CO2 detectors	Handheld surveillance equipment	Dog	Others
AT	11					1	6					2	2	
BE	4	1		1		2								
BG	9	1					8							
CH	10							3			5	1	1	
CY	2		1			1								
CZ	5						2	1				2		
DE	19	1		2		3		2			10		1	
DK	1				1									
EE	25			1	1					4	3		16	
EL	83	3	5	72	2	1								
ES	47	2	5	1	2	2	1	6			10	17	1	
FI	12	1		1	2							8		
FR	9	4			3	2								
HR	11	2		4			2	3						
HU	68						5	4			19		40	
IS	3	1			2									
IT	179	8	36	96	12	26			1					
LT	13			1		3		1		1	1		6	
LV	13			4		2	5	2						
LU	12						1						11	
MT	14		2	9	3									
NL	149	2		1	2					14		1	129	
NO	4	1		1								2		
PL	49	1			2	2	4				40			
PT	154	3	11	82	3	1	1	50			3			
RO	59	1	4			1	2	30				11	10	
SE	7	1		2	2	1		1						
SI	19					4	3	6			4	2		
SK	3				1			2						
UK	50									50				
Grand total	1 044	33	64	278	38	52	40	111	1	15	54	95	46	217

* Data was extracted from Opera on 31st December 2016



Annex 3.

Total number of European Border and Coast Guard Team members deployed in 2016 by profile, MS/SAC and duration

MS/SAC		PROFILES										
		Advanced-Level Document Officer	Border Surveillance Officer	Crew Member/Technical Staff	Debriefing Expert	Escort Officer	Field Press Coordinator	First-Line Officer	Frontex Support Officer (FSO)	Frontex Support Officer (FSO) for Deployment and Logistics	Frontex Support Officer (FSO) FSC	Interpreter/Cultural Mediator
AT	N	55	97	9	14	4		3	6		1	
	D	2 381	3 053	237	676	186		83	122		64	
BE	N	4			16			2	1			
	D	124			499			50	14			
BG	N	8	80		3				5		2	
	D	1 117	3 685		150				362		47	
CH	N	10	24		3			4	7			
	D	306	738		106			118	83			
CY	N											
	D											
CZ	N	6	39		5	29		3	1		1	
	D	278	1 826		258	986		176	12		67	
DE	N	102	137	208	13	135		33	29		4	
	D	4 510	6 618	7 944	439	5 451		1 478	1 077		168	
DK	N	1	3		9	5		1	4			11
	D	31	106		526	150		53	218			538
EE	N	5	44	26	2	27	1	11	3		6	
	D	145	1 320	909	69	855	34	347	108		224	
EL	N	104	17	544	2				4			
	D	9 568	6 901	33 559	58				210			
ES	N	35	63	191	63			22	8			
	D	1 534	2 533	11 177	3 217			1 024	769			
FI	N	6	75	11	17			12	7			
	D	202	3 094	360	533			217	273			
FR	N	29	2	136	35	122		1	11		1	
	D	1 063	62	2 662	1 371	2 696		51	449		32	
HR	N	4	19	44		8		3	7			
	D	121	603	8 800		184		91	197			
HU	N	1	38		1	20		3			3	
	D	28	1 064		87	440		84			84	
IS	N			8								
	D			248								

PROFILES

MS/SAC		National Official	Readmission Expert	Registration and Fingerprinting Officer	Return Specialist	Screening Expert	Second-Line Airport Officer	Second-Line Interview Expert	Stolen Vehicles Detection Officer	Team Leader	Total
AT	N			25		7	9		18		248
	D			1 388		333	453		1 299		10 275
BE	N						3		1		27
	D						60		31		778
BG	N			1		14	13	1	1		128
	D			25		749	471	45	29		6 680
CH	N			5			6		2		61
	D			153			190		55		1 749
CY	N					3					3
	D					172					172
CZ	N			61		8	3		1		157
	D			3 268		383	110		29		7 393
DE	N	9		31	2	79	32		9		823
	D	369		1 130	74	2 913	1 273		369		33 813
DK	N			20		9	1	1			65
	D			845		736	45	29			3 277
EE	N	4	5	57		5	5		2		203
	D	157	145	1 744		169	192		58		6 476
EL	N			160		4				102	937
	D			15 120		112				8 992	74 520
ES	N	6	1	9		39	10	7	4	27	485
	D	302	60	383		1 801	293	230	510	1 484	25 317
FI	N	2				6	6	1			143
	D	68				205	171	28			5 151
FR	N	5	11	276	1	130	5	2			767
	D	156	377	13 180	30	4 594	144	113			26 980
HR	N	2		4		1	2		2		96
	D	68		124		27	42		127		10 384
HU	N						5		1		72
	D						112		29		1 928
IS	N	1					1				10
	D	31					27				306

Totals – see next pages

N – Number of EBGT members
D – Duration of deployment (in days)

Data source: data reported in OPERA system and collected from JOU database



Annex 3. (cont.)

Total number of European Border and Coast Guard Team members deployed in 2016 by profile, MS/SAC and duration

MS/SAC		PROFILES										
		Advanced-Level Document Officer	Border Surveillance Officer	Crew Member/Technical Staff	Debriefing Expert	Escort Officer	Field Press Coordinator	First-Line Officer	Frontex Support Officer (FSO)	Frontex Support Officer (FSO) for Deployment and Logistics	Frontex Support Officer (FSO) FSC	Interpreter/Cultural Mediator
IT	N	7		628	1		1	13	3		6	299
	D	307		23 457	32		8	505	31		200	16 077
LT	N	17	40	9	3	1		13	2		8	
	D	792	1 433	684	107	27		445	26		215	
LU	N					4						
	D					180						
LV	N	9	50	54	8	32		5	4			
	D	289	1 449	2 751	324	928		145	192			
MT	N		32	519		2						
	D		960	16 201		64						
NL	N	16	82	213	15			9	4		4	134
	D	2 294	7 368	7 234	1 011			251	187		219	7 868
NO	N	9	13	17	14			2	13			
	D	203	4 745	6 205	513			76	4 745			
PL	N	13	179	9	11	35	1	24	2		1	
	D	662	8 189	414	403	1 035	115	874	121		64	
PT	N	6	42	462	24	30	1	7	13	1		
	D	288	2 620	19 365	993	870	47	204	869	32		
RO	N	29	66	104	22	50	4	15	20		10	
	D	1 683	5 742	4 550	1 314	1 648	228	698	1 109		445	
SE	N	3	16	28	13			2				
	D	120	180	2 705	632			64				
SI	N	13	14	21	8	8	1	1	3			
	D	673	630	217	348	288	90	31	54			
SK	N	6	56	7		9		6	1			
	D	150	1 674	155		292		182	31			
UK	N	1			46							12
	D	30			2 720							798
All MS Total	N	499	1 228	3 248	348	521	9	195	158	1	47	456
	D	28 899	66 593	149 834	16 386	16 280	522	7 247	11 259	32	1 829	25 281

PROFILES

MS/SAC		National Official	Readmission Expert	Registration and Fingerprinting Officer	Return Specialist	Screening Expert	Second-Line Airport Officer	Second-Line Interview Expert	Stolen Vehicles Detection Officer	Team Leader	Total
IT	N	14				2	16	2	1	33	1 026
	D	310				59	444	62	29	1 533	43 054
LT	N	1		1		6	3				104
	D	76		31		207	99				4 142
LU	N		1			14					19
	D					822					1 002
LV	N	9	4			22	8	2	2		209
	D	373	220			990	242	54	58		8 015
MT	N	8									561
	D	455									17 680
NL	N	10		29		22	12	6	2		558
	D	447		1 851		1 943	419	270	117		31 479
NO	N					8		3	1		80
	D					295		119	29		16 930
PL	N	1		86		16	7	1	7		393
	D	49		3 345		842	256	31	472		16 872
PT	N	6		9		22	5	6	1	3	638
	D	551		358		907	128	419	32	272	27 955
RO	N	5	6	11		21	19	7	8		397
	D	233	254	750		1 300	545	219	947		21 665
SE	N	11	2			8	9	1			93
	D	455	102			395	322	57			5 032
SI	N			2		7	4	1	9		92
	D			54		273	224	27	654		3 563
SK	N			70		2	6				163
	D			1 380		58	153				4 075
UK	N	4				23	1				87
	D	172				1 211	31				4 962
All MS	N	98	30	857	3	478	191	41	72	165	8 645
Total	D	4 272	1 158	45 129	104	21 496	6 446	1 703	4 874	12 281	421 625

N – Number of EBGT members

D – Duration of deployment (in days)

Data source: data reported in OPERA system and collected from JOU database



Annex 4.

Total number of assets deployed in 2016 from the TEP by type of equipment, MS/SAC and duration

MS/SAC	Type of Asset													
	Offshore Patrol Vessel		Coastal Patrol Vessel		Coastal Patrol Boat		Fixed Wing Aircraft		Helicopter		Thermo Vision Vehicle		Patrol car	
	No of assets	Patrolling hours delivered	No of assets	Patrolling hours delivered	No of assets	Patrolling hours delivered	No of assets	Patrolling hours delivered	No of assets	Patrolling hours delivered	No of assets	Asset-Days	No of assets	Asset-Days
AT											26	835	48	726
BE														
BG	3	368											147	2 009
CH													13	738
CZ											4	118	24	436
DE					20	4 454			2	201			25	1 665
EE					4	705	1	88						
EL	5	6 266	2	2 263	24	6 892			2	190			24	726
ES	13	4 105			3	343	6	560			6	157	50	1 444
FI	5	1 728			2	454	2	116					11	330
FR	2	601					3	99						
FX							7	915						
HR					8	806							8	249
HU									2	173	4	122	9	266
IS							1	96						
IT	13	2 818	60	8 185	19	2 029	11	603	11	458				
LT									3	185	1		21	738
LU													1	
LV		130			8	1 742	4	464	7	421	18	528	13	377
MT	12	1 431	5	216	14	1 357	12	289	12	184	1	61	1	61
NL	2	556			16	2 311	2	233					25	1 493
NO	1	5 750			1	2 164								
PL									1	135	4	398	38	1 398
PT	2	1 464			3	3 842	6	624			3	335	1	225
RO	4	1 563	6	1 144					5	439	7	725	26	1 392
SE					21	4 028	1	101	2	224			4	126
SI									1	96			11	435
SK							1						22	323
UK	2	3 239	1	1 888					1	135				
TOTAL	64	30 019	74	13 696	143	31 127	57	4 188	49	2 841	74	3 279	522	15 157

MS/SAC	Type of Asset															
	Dog Teams		Transportation means		Cameras (incl. HD remotely operated motion activated)		Equipment for border control		Mobile carbon dioxide detector		Night Vision Goggles		Portable/ hand held surveillance equipment		Thermal/infrared Camera	
	Number	Days	Number	Days	Number	Days	Number	Days	Number	Days	Number	Days	Number	Days	Number	Days
AT	11	170														
BE	2	62														
BG																
CH	1	31														
CZ	3	76														
DE	1	29														
EE	7	194			115	3 255	1	308	7	2 125		1	59	3	75	
EL			10	1 123												
ES	5	310							1	59						
FI	12	360	1	29												
FR																
FX																
HR																
HU																
IS																
IT																
LT	9	272														
LU	1															
LV	6	174														
MT																
NL			15	1 171												
NO	2	62														
PL					4	124			2	118						
PT	15	927									1	51			1	51
RO	10	841	2	112												
SE	4	126														
SI	3	180														
SK	3	91														
UK																
TOTAL	95	3905	28	2435	119	3379	1	308	10	2302	1	51	1	59	4	126

Data is compiled on the basis of the TE Monthly reports in 2016 to Frontex Management Board members



Annex 5.

Annual Bi-lateral Negotiations 2017 – coverage of HR needs (breakdown)

		PROFILES							
MS/SAC		1st-line Officer	2nd-line Airport Officer	2nd-line Interview Expert	Advanced-level Document Officer	Border Surveillance Officer (Multifunctional)	Debriefing Expert	Field Press Coordinator	Frontex Support Officer (FSO)
	Proposed	2	23		12	42	1		8
AUT	Sum of No. of HR	2	15		12	42	1		5
	Sum of Agreed Mandays	61	490		2 860	11 452	360		450
	Proposed	3	8		2		9		1
BEL	Sum of No. of HR	3	8		2		9		1
	Sum of Agreed Mandays	156	260		86		291		10
	Proposed		7	1	9		1		3
BGR	Sum of No. of HR		7	1	9		1		3
	Sum of Agreed Mandays		228	30	317		29		91
	Proposed		7		5	3	7		5
CHE	Sum of No. of HR		6		5	3	7		2
	Sum of Agreed Mandays		206		347	225	230		20
	Proposed			1					
CYP	Sum of No. of HR								
	Sum of Agreed Mandays								
	Proposed		7		9	14	8		2
CZE	Sum of No. of HR		7		9	14	8		2
	Sum of Agreed Mandays		228		506	1 104	695		20
	Proposed	2	5		18	34	4		3
DEU	Sum of No. of HR	2	5		18	34	4		3
	Sum of Agreed Mandays	297	173		3 752	6 616	1 002		1 092
	Proposed	2	1				6		2
DNK	Sum of No. of HR	2	1				6		2
	Sum of Agreed Mandays	118	30				354		20
	Proposed	7	17	4	15	16	30		3
ESP	Sum of No. of HR	7	17	1	15	16	30		3
	Sum of Agreed Mandays	331	536	30	719	3 376	2 384		441
	Proposed	10	7		9		2	1	1
EST	Sum of No. of HR	2	4		9		2	1	1
	Sum of Agreed Mandays	174	124		295		109	99	10
	Proposed	5	5		9		4		6
FIN	Sum of No. of HR	5	5		9		4		6
	Sum of Agreed Mandays	178	258	30	262		173		326
	Proposed	4	9	1	16		35		5
FRA	Sum of No. of HR	4	9	1	16		35		5
	Sum of Agreed Mandays	152	286	30	667		1 684		211
	Proposed		4				26		
GBR	Sum of No. of HR		4				26		
	Sum of Agreed Mandays		150				2 295		
	Proposed	1	2				4		
GRC	Sum of No. of HR	1	1				4		
	Sum of Agreed Mandays	29	60				129		
	Proposed				1	8			
HRV	Sum of No. of HR				1	6			
	Sum of Agreed Mandays				29	566			

PROFILES

MS/SAC		FSO Frontex Situation Centre	FSO Readmission	Interpreter	Readmission Escort Officer	Registration/ fingerprinting expert	Registration/ fingerprinting expert (Multifunctional)	Return Specialist	Screening Expert	Stolen-Vehicle Detection Officer	total
	Proposed	1	2			2	2			3	98
AUT	Sum of No. of HR		2			2	2			3	86
	Sum of Agreed Mandays		133			720	724			871	18 121
	Proposed									1	24
BEL	Sum of No. of HR									1	24
	Sum of Agreed Mandays									57	860
	Proposed	2	1		10						34
BGR	Sum of No. of HR	2	1		10						34
	Sum of Agreed Mandays	61	178		3 400						4 334
	Proposed					1				1	29
CHE	Sum of No. of HR					1				1	25
	Sum of Agreed Mandays					31				29	1 088
	Proposed				1				1		3
CYP	Sum of No. of HR				1				1		2
	Sum of Agreed Mandays				45				31		76
	Proposed	1				20	4		6	1	72
CZE	Sum of No. of HR	1				20	4		6	1	72
	Sum of Agreed Mandays	31				1 148	1 104		563	29	5 428
	Proposed	5			17				25	8	121
DEU	Sum of No. of HR	5			17				20	8	116
	Sum of Agreed Mandays	336			5 493				4 580	820	24 161
	Proposed			3	2	1			7		24
DNK	Sum of No. of HR			2	2	1			7		23
	Sum of Agreed Mandays			704	64	334			706		2 330
	Proposed	3				2	2	2	11	9	121
ESP	Sum of No. of HR	3				2	2	2	11	9	118
	Sum of Agreed Mandays	790				209	104	154	971	541	10 586
	Proposed	4					4		3	3	44
EST	Sum of No. of HR	3					4		3	3	32
	Sum of Agreed Mandays	120					1 448		133	87	2 599
	Proposed	2							8		39
FIN	Sum of No. of HR	2							8		39
	Sum of Agreed Mandays	70							318		1 615
	Proposed				16	10	160		23		279
FRA	Sum of No. of HR				16	10	160		23		279
	Sum of Agreed Mandays				5 632	3 520	7 460		1 757		21 399
	Proposed			8					15		53
GBR	Sum of No. of HR			7					15		52
	Sum of Agreed Mandays			577					1 313		4 335
	Proposed	14				1			4		26
GRC	Sum of No. of HR	2				1			4		13
	Sum of Agreed Mandays	423				31			129		801
	Proposed				2					3	14
HRV	Sum of No. of HR				2					3	12
	Sum of Agreed Mandays				62					87	744

Totals – see next pages



Annex 5 (cont.)

Annual Bi-lateral Negotiations 2017 – coverage of HR needs (breakdown)

		PROFILES							
MS/SAC		1st-line Officer	2nd-line Airport Officer	2nd-line Interview Expert	Advanced-level Document Officer	Border Surveillance Officer (Multifunctional)	Debriefing Expert	Field Press Coordinator	Frontex Support Officer (FSO)
HUN	Proposed		3		3	6	3		
	Sum of No. of HR		3		3	6	3		
	Sum of Agreed Mandays		93		87	342	92		
ITA	Proposed	8	16	2	8				7
	Sum of No. of HR	8	13	2	8				4
	Sum of Agreed Mandays	295	422	120	283				55
LTU	Proposed	2	10		14	19	2		1
	Sum of No. of HR	2	8		14	19	2		1
	Sum of Agreed Mandays	81	251		488	987	97		14
LUX	Proposed								
	Sum of No. of HR								
	Sum of Agreed Mandays								
LVA	Proposed	11	5	6	7	28	1		3
	Sum of No. of HR	11	5	6	7	28	1		3
	Sum of Agreed Mandays	382	152	174	203	1 990	66		65
MLT	Proposed					16			
	Sum of No. of HR					16			
	Sum of Agreed Mandays					912			
NLD	Proposed	9	22		18	4	8		4
	Sum of No. of HR	9	17		18	4	8		4
	Sum of Agreed Mandays	276	574		965	1 348	410		82
NOR	Proposed	2	15		10		3	1	
	Sum of No. of HR	2	8		10		3	1	
	Sum of Agreed Mandays	92	232		290		252	39	
POL	Proposed	9	9		10	32	2	1	1
	Sum of No. of HR	9	9		10	32	2	1	1
	Sum of Agreed Mandays	482	290		420	2 700	111	66	85
PRT	Proposed	4	10	1	6	22	8	1	3
	Sum of No. of HR	4	10	1	6	22	8	1	3
	Sum of Agreed Mandays	105	310	30	194	4 062	271	30	51
ROU	Proposed	17			24	28	11	2	8
	Sum of No. of HR	7	16	1	24	28	10	2	11
	Sum of Agreed Mandays	591	516	60	1 940	9 616	965	281	721
SVK	Proposed	2	3		7		2		
	Sum of No. of HR	2	4		7		2		
	Sum of Agreed Mandays	61	124		203		83		
SVN	Proposed		5	1	6	6	2	1	1
	Sum of No. of HR		5	1	6	6	2	1	1
	Sum of Agreed Mandays		156	89	246	342	69	82	10
SWE	Proposed	2	10	1	5		11	1	1
	Sum of No. of HR	2	10	1	5		11	1	1
	Sum of Agreed Mandays	92	330	29	260		607	61	66
Total Proposed		102	210	18	228	262	190	8	68
Total Sum of No. of HR		84	197	15	228	260	189	8	62
Total Sum of Agreed Mandays		3 953	6 479	622	15 883	44 726	12 758	658	4 033

PROFILES

MS/SAC		FSO Frontex Situation Centre	FSO Readmission	Interpreter	Readmission Escort Officer	Registration/ fingerprinting expert	Registration/ fingerprinting expert (Multifunctional)	Return Specialist	Screening Expert	Stolen-Vehicle Detection Officer	total
	Proposed	1								1	17
HUN	Sum of No. of HR	1								1	17
	Sum of Agreed Mandays	30								29	673
	Proposed	14			18			1			74
ITA	Sum of No. of HR	12			18			1			66
	Sum of Agreed Mandays	366			894			45			2 480
	Proposed	12			39	1	1		4		105
LTU	Sum of No. of HR	11			39	1	1		4		102
	Sum of Agreed Mandays	369			2 047	66	52		180		4 632
	Proposed								5		5
LUX	Sum of No. of HR								4		4
	Sum of Agreed Mandays								961		961
	Proposed	3							12	2	78
LVA	Sum of No. of HR	3							12	2	78
	Sum of Agreed Mandays	92							582	58	3 764
	Proposed										16
MLT	Sum of No. of HR										16
	Sum of Agreed Mandays										912
	Proposed	3		27	2	48		2	6	3	156
NLD	Sum of No. of HR	3		27	2	48		2	6	3	151
	Sum of Agreed Mandays	365		4 257	680	1 572		96	285	171	11 081
	Proposed	1				1	8		3		44
NOR	Sum of No. of HR	1				1	8		3		37
	Sum of Agreed Mandays	62				360	351		280		1 958
	Proposed	3	1		53			1	6	6	134
POL	Sum of No. of HR	3	1		53			1	6	6	134
	Sum of Agreed Mandays	183	181		4 809			44	352	378	10 101
	Proposed	4			5	12			8	1	85
PRT	Sum of No. of HR	3			5	12			8	1	84
	Sum of Agreed Mandays	89			160	1 128			268	225	6 923
	Proposed	6				5	5		6	8	120
ROU	Sum of No. of HR	6				5	5		6	8	129
	Sum of Agreed Mandays	485				1 800	1 760		352	596	19 683
	Proposed				17	17	4				52
SVK	Sum of No. of HR				17	17	4				53
	Sum of Agreed Mandays				652	579	180				1 882
	Proposed						2			9	33
SVN	Sum of No. of HR						2			9	33
	Sum of Agreed Mandays						90			927	2 011
	Proposed	1				5		2	9		48
SWE	Sum of No. of HR	1				5		2	9		48
	Sum of Agreed Mandays	62				330		96	483		2 416
Total Proposed		80	4	38	182	126	192	8	162	59	1 937
Total Sum of No. of HR		62	4	36	182	126	192	8	156	59	1 868
Total Sum of Agreed Mandays		3 934	492	5 538	23 938	11 828	13 273	435	14 244	4 905	167 699

Prop. – Number of officers proposed by MSs/SACs
 Accep. – Number of officers agreed between Frontex and MSs/SACs to be deployed
 Days – Duration of the deployment agreed between Frontex and MSs/SACs



Annex 6.

Annual Bi-lateral Negotiations 2017 – coverage of TE needs (breakdown)

MS/SAC	Type of Asset														
	Carbon Dioxide Detector	Coastal Patrol Boat	Coastal Patrol vessel	flexible module	FWA	Heartbeat detector	Helicopter	laboratory	Mobile Patrol vessel	Offshore Patrol vessel	Service Patrol car	Service dog	Transportation vehicle	Thermo Vision Vehicle	Grand Total
AUT	Prop.										13			3	16
	Accep.										13			3	16
	Days										3 886			797	4 683
BEL	Prop.											2			2
	Accep.											2			2
	Days											58			58
BGR	Prop.			1						1					2
	Accep.			1						1					2
	Days			61						56					117
CHE	Prop.										2	2			4
	Accep.										2	2			4
	Days										170	64			234
CZE	Prop.										3	3		2	8
	Accep.										3	3		2	8
	Days										316	183		118	617
DEU	Prop.		2					1			14	1			18
	Accep.		2					1			14	1			18
	Days		730					30			1 722	113			2 595
DNK	Prop.				1	1									2
	Accep.					1									1
	Days				0	31									31
ESP	Prop.			3		6		2		10	6	8		1	36
	Accep.					5		2		3	6	4		1	21
	Days			0		151		61		92	1 518	514		85	2 421
EST	Prop.	4	2									6			12
	Accep.	4	2									5			11
	Days	576	120									285			981
FIN	Prop.					1				1		7			9
	Accep.					1				1		7			9
	Days					42				365		203			610
FRA	Prop.					2				4					6
	Accep.					2				4					6
	Days					91				118					209
GBR	Prop.			2											2
	Accep.			2											2
	Days			170											170
GRC	Prop.					1									1
	Accep.														0
	Days					0		0		0					0
HRV	Prop.		2								4				6
	Accep.		2								4				6
	Days		182								480				662
HUN	Prop.										1			1	2
	Accep.										1			1	2
	Days										57			57	114

Type of Asset

MS/SAC	Carbon Dioxide Detector	Coastal Patrol Boat	Coastal Patrol vessel	flexible module	FWA	Heartbeat detector	Helicopter	Mobile laboratory vessel	Offshore Patrol	Patrol car	Service dog	Transportation vehicle	Thermo Vision Vehicle	Grand Total
ISL	Prop.				4									4
	Accep.				1									1
	Days				37									37
ITA	Prop.		16		6		5		5					32
	Accep.		3		4		2		2					11
	Days		211		154		61		92					518
LTU	Prop.	1					1			3	3			8
	Accep.	1					1			3	3			8
	Days	29					61			171	115			376
LUX	Prop.						3							3
	Accep.						3							3
	Days						275							275
LVA	Prop.		2		2		2			2	11		6	25
	Accep.		2		2		2			2	11		6	25
	Days		183		184		184			177	319		409	1 456
MLT	Prop.		1	1	1		1		1	2				7
	Accep.		1	1	1		1		1	2				7
	Days		153	365	365		365		365	114				1 727
NLD	Prop.		1		3					2		4		10
	Accep.		1		3					2		4		10
	Days		122		92					674		1460		2 348
NOR	Prop.		1						1		2			4
	Accep.		1						1		2			4
	Days		166						136		126			428
POL	Prop.	3					1			5			3	12
	Accep.	3								5			3	11
	Days	171					0			471			204	846
PRT	Prop.		3		7				1	2	26		4	43
	Accep.		3		7				1	2	26		4	43
	Days		609		213				61	523	1 950		735	4 091
ROU	Prop.			3			2		1	5	4		3	18
	Accep.			3			2		1	5	4		3	18
	Days			365			122		92	1730	1 068		1011	4 388
SVK	Prop.				1						2			3
	Accep.				1						2			3
	Days				30						58			88
SVN	Prop.									3	1			4
	Accep.									3	1			4
	Days									171	57			228
SWE	Prop.		2		1		1		1		2			7
	Accep.		2		1		1		1		2			7
	Days		240		31		61		153		126			611
Total Proposed	8	16	26	1	36	0	19	0	26	67	80	4	23	306
Total Accep.	8	16	10	0	29	0	15	0	16	67	75	4	23	263
Total Days	776	2 505	1 172	0	1 421	0	1 220	0	1 530	12 180	5 239	1 460	3 416	30 919

Prop. – Number of assets proposed by MSs/SACs

Accep. – Number of assets agreed between Frontex and MSs/SACs to be deployed

Days – Duration of the deployment agreed between Frontex and MSs/SACs



Annex 7.

Specific Contracts Implemented within the Framework Contract for Frontex Aerial Surveillance Services

Specific Contract	Joint Operation	Lot 1, Lot 2	Deployment		Operational Days	Contracted Flight Hours	Host Country/ Base Airport	Price In Eur
			From	Till				
SC 1 – Lot 2	JO FOA 2015	Lot 2	09.11.15	23.12.15	45	150	Bulgaria/Burgas, Hungary/Szeged	€ 275 000.00
SC 1 – Lot 1	EPN Triton 2016	Lot 1	01.03.16	31.03.16	31	124	Italy/Bari	€ 174 168.00
SC 2 – Lot 1	EPN Triton 2016	Lot 1	11.03.16	31.03.16	21	76	Italy/Brindisi	€ 139 000.00
SC 3 – Lot 1	EPN Poseidon 2016	Lot 1	01.04.16	31.05.16	61	244	Greece/Chios	€ 495 758.00
SC 4 – Lot 1	EPN Indalo 2016	Lot 1	01.08.16	31.08.16	31	124	Spain/Malaga	€ 245 000.00
SC 5 – Lot 1	EPN Triton 2016	Lot 1	08.08.16	07.09.16	31	124	Italy/Trapani	€ 236 567.00
SC 2 – Lot 2	JO FOA 2016 - WB	Lot 2	12.10.16	09.11.16	29	100	Hungary/Szeged	€ 113 300.00
	Demonstrative exe		06.10.16	11.10.16	6	10	Bulgaria/Burgas, Croatia/Split	€ 69 851.00
SC 6 – Lot 1	EPN Poseidon 2016	Lot 1	04.11.16	04.12.16	31	100	Greece/Kalamata	€ 193 600.00
Total					286	1052		€ 1 942 244.00
Land					80	260		€ 458 151.00
Sea					206	792		€ 1 484 093.00



Plac Europejski 6
00-844 Warsaw, Poland

T +48 22 205 95 00
F +48 22 205 95 01

frontex@frontex.europa.eu
www.frontex.europa.eu