



ANNUAL INFORMATION

on the Commitments of the Member States
to the European Border Guard Teams and
the Technical Equipment Pool

REPORT 2016





ANNUAL INFORMATION

on the Commitments of the Member States
to the European Border Guard Teams and
the Technical Equipment Pool

REPORT 2016





European Agency for the Management
of Operational Cooperation at the External Borders
of the Member States of the European Union

Plac Europejski 6
00-844 Warsaw, Poland

T +48 22 205 95 00
F +48 22 205 95 01

frontex@frontex.europa.eu
www.frontex.europa.eu

Table of contents

Foreword #5

Introduction #7

1. Executive summary #8

2. European Border Guard Teams #10

2.1. European Border Guard Teams #10

2.2. Contributions of MSs/SACs to the EBGT pool #11

2.3. Frontex' contribution to the EBGT pool – Seconded Guest Officers #12

2.3.1. Recruitment of Seconded Guest Officers for 2016 #12

3. Technical Equipment Pool #13

3.1. Technical Equipment Pool #13

3.2. Overall Minimum Number of Technical Equipment #14

4. Annual Bi-lateral Talks 2015 #16

4.1. Annual Bi-lateral Talks 2015 – Human resources, results #16

4.2. Annual Bi-lateral Talks 2015 – Technical equipment, results #19

5. Open calls for additional contributions to 2015 Joint Operations #22

6. Development of Frontex' own operational capacity #23

6.1. Acquisition of aerial surveillance services #23

6.2. Mobile Field Offices #23

6.3. Cars #24

6.4. Small devices #24

6.5. Sanitary equipment #24

7. Way forward #25

7.1. European Border Guard Team pool #25

7.2. Technical Equipment Pool #25

List of Annexes: #27



Foreword

The European Border Guard Teams and the Technical Equipment Pool are the main sources of operational resources to be deployed in Frontex coordinated operational activities.

To provide adequate operational response to the increased migratory pressure at the external borders of the European Union Frontex is continuously cooperating with the EU Member States and the Schengen Associated Countries (MS/SAC) to maintain the availability of the resources registered in both pools. Frontex furthermore continues to develop and deliver a high level of quality training to EU border guards in different fields related to border control.

In 2015 Frontex together with MS/SAC encountered significant challenges to provide sufficient amounts of resources to respond to the rapid increase of the migratory pressure at the external borders of the European Union. During 2015 Frontex addressed six open calls to MS/SAC for additional operational resources to be deployed beyond those agreed during the 2014 Annual Bilateral Negotiations. In addition, in 2015 Frontex deployed over 70 Seconded Guest Officers provided by the EU Member States and Schengen Associated Countries with different profiles, such as Frontex Support Officer, Screening Expert, Debriefing Expert, Second Line Airport Officer etc.

Along with the development of the European Border Guard Teams and the Technical Equipment Pool Frontex is looking to estab-

lish its own operational capacity to better respond to the increased migratory pressure at the external borders of the European Union. For this purpose in 2015 Frontex concluded a Framework Contract for the acquisition of aerial surveillance services, assets and expert support for Frontex joint operations. This Framework Contract offers mid-term cooperation between Frontex and 7 contractors for providing aerial surveillance services for maritime and land-border operations with a high level of deployability and availability. In addition, in 2015 Frontex launched a call for expression of interest for the creation of an external experts' database. The purpose of this database is to provide a long term response to the need of specialised expertise in different areas of Frontex activities such as biometric technology, information management, data analysis and quantitative research, etc.

The dynamic changes in the global geopolitical sphere required close cooperation with the EU Member States and the Schengen Associated Countries and good coordination with the other EU agencies – EASO, EUROPOL, eu-LISA - to provide an adequate response to this new emerging reality, which put to the test the overall Frontex capacity for a rapid response to such asymmetric pressure. I can say with conviction that this test was successfully passed.

Fabrice Leggeri
Executive Director



Introduction

This report provides information on the commitments of the Member States / Schengen-Associated Countries to the European Border Guard Teams (EBGT) and the Technical Equipment Pool (TEP) in accordance with the Frontex Regulation*, i.e.

- Article 3b(7) *"The Agency shall inform the European Parliament on an annual basis of the number of border guards that each Member State has committed to the European Border Guard Teams"*;
- Article 7(7) *"The Agency shall inform the European Parliament on an annual basis on the technical equipment that each Member State has committed to the technical equipment pool"*.

The report presents the following aspects:

- **The state of play of the EBGT**, established by Decision of Frontex Management Board No 11/2012 of 23rd May 2012;
- **The state of play of the TEP**, including the Overall Minimum Number of Technical Equipment (OMNTE) 2016 – established by Decision of Frontex Management Board No 12/2015 of 26th March 2015 and amended by Decision of Frontex Management Board No 36/2015 of 09th October 2015;
- **Deployment of resources from EBGT and the TEP** in Frontex Joint Operations 2015;
- **Additional Open Calls** for Contribution to Joint Operations 2015;
- **Annual Bi-lateral Talks (ABT) 2015** – commitments of MSs/SACs to the EBGT and the TEP agreed within ABT 2015, covering the operational needs for 2016;
- **Development of Frontex' own operational capacity** – with procurement of:
 - **Aerial Surveillance Services** for Frontex Joint Operations;
 - **Mobile Field Offices** for screening, debriefing and registration purposes;
 - **Transportation vehicles**;
 - **Complete registration services** covering the 2016 operational needs

* Regulation (EU) No 1168/2011 of 25 October 2011, amending the Council Regulation (EC) No 2007/2004 establishing a European Agency for the Management of Operational Cooperation at the External Borders of the Member States of the European Union, as last amended.



1. Executive summary

Pursuant to the provisions of Frontex Regulation, in particular Articles 2, 3 and 7 therein, Frontex established the EBGT and the TEP as sources of operational resources for Frontex' Coordinated Joint Operations. Both pools are meant to increase Frontex response capacity as identified in Frontex strategy and Multi-Annual Plan 2014–2017.

* Source: OPERA.

** The Operational resources management system (Opera) is integrated web-based software application custom-designed for management of the operational resources pooled and deployed in Frontex coordinated activities..

About 3700* border guards are registered in Opera** as EBGT members. These border guards are selected by MSs/SACs depending on their expertise related to the 13 different profiles developed by Frontex reflecting different areas of border management. MSs/SACs contribute to the pool according to the specialisation available in the respective country depending on the types of its external borders, as well as the size and availability of their national border guard pool.

In addition, Frontex contributes to the EBGT by selecting Seconded Guest Officers (SGO) – who are border guards originating from MSs/SACs, seconded to Frontex and subsequently deployed by Frontex to different joint operations as members of the European Border Guard Teams.

*** Source: OPERA.

As for technical equipment, by the end of 2015 the TEP was composed of more than 1000*** items owned by MSs/SACs. The TEP consists of about 370 maritime assets and 90 aerial means, 160 border surveillance vehicles and patrol cars, 40 dog teams and more than 370 items of equipment for border control.

The Overall Minimum Number of Technical Equipment (OMNTE) is decided by the Frontex Management Board in March (year n-1) and serves as a reference for launching a Call for Contributions to MSs/SACs inviting them

to propose technical assets to be deployed in (year n) joint operations.

The Annual Bi-lateral Talks (ABT) play a major role in ensuring that Frontex joint operations are supplied with adequate resources (human and equipment). The ABT Negotiations take place in the last quarter of the preceding year of operations. The aim is to agree between Frontex and MSs/SACs the overall amount of human and technical resources that will be deployed on joint operations during the following year. At the end of 2015, the ABT Negotiations were successfully concluded in the form of an exchange of Letters of Agreement between Frontex and each MS/SAC. The agreements concluded are also considered as MSs/SACs' commitments to the pools.

In addition to the equipment provided by MSs/SACs, Frontex may acquire, itself or in co-ownership with a MS/SAC, or lease technical equipment to be deployed during joint operations, pilot projects, rapid interventions, joint return operations or technical assistance projects. In 2015 for the first time Frontex concluded Service Contracts for the acquisition of services and purchasing of assets in various areas of activities such as aerial surveillance services and experts support to Frontex Joint Operations, Mobile Field Offices, Cars, surveillance devices, small equipment and expertise to cover the 2016 operational needs.

In 2015 Frontex undertook a more systematic approach for selection of operational resources especially in terms of technical equipment. This approach stipulates that the first priority in the selection is given to the assets proposed by the contributing MS/SAC. In the event of overlapping of contributing

MS/SAC proposals to Frontex request, a different location or period of deployment is negotiated. Subsequently, the remaining gaps are covered by Frontex own operational capacity in the event that such capacity is established. Offers received by Host MS/SAC are considered only exceptionally and as a last resort, after all other options have been considered, and all other possibilities have been exhausted.

This approach promotes the principal of European solidarity, taking into consideration cost benefit analyses and avoiding double funding of MS/SAC assets acquired by different EU funds, as well as the operational suitability of the resources selected.



2. European Border Guard Teams

2.1. European Border Guard Teams

The EBGT is composed of border guards originating from MSs/SACs national border authorities. Team members are deployed during joint operations, pilot projects (Article 3(1b) of the Frontex Regulation) and rapid interventions (Article 8a of the Frontex Regulation). The EBGT consists of 13 different border


guard profiles covering specific areas of border control as represented in Figure 1:

Following a proposal by the Executive Director, the Management Board decides on the profiles and the overall number of border guards to be made available for the European Border Guard Teams. The overall number of EBGT pool members was stipulated in the MB Decision No 11/2012 of 23rd May 2012 and amounts to 1 850 border guards. However, since this number refers to the annual average number of border guards being deployed on operational activities coordinated by Frontex, it is considered to be the minimum number of the members of the Pool.

At the end of 2015, about 3 700 border guards were registered in the EBGT indicating a positive trend and providing sufficient assurance that an adequate number of officers are available for potential deployment during the operational activities. It should be mentioned that the officers are registered by MSs/SACs under two or more different profiles.

All Guest Officers (GOs) deployed during joint operations, pilot projects and rapid interventions must belong to the pool and no exceptions have been made to this obligation. GOs have to be properly trained prior to their deployment to joint operations and pilot projects. To this end Frontex has developed specific training for EBGT members providing them with the necessary knowledge to perform their duties in joint operational activities.

Figure 1. European Border Guards Team (EBGT) composition, by profile – 2015



2.2. Contributions of MSs/SACs to the EGBT pool

All countries applying the Schengen acquis are represented in the pool. In addition, two Schengen Associated Countries (i.e. Norway and Switzerland) contribute to the pool. As Ireland and the United Kingdom do not apply the Schengen acquis, their participation in joint operations, pilot projects and rapid interventions is based on a case by case decision by the Frontex Management Board. However, the United Kingdom has indicated its willingness to contribute to the pool in the context of Article 12 of the Frontex Regulation. For the time being officers from the UK who are deployed in joint operational activities have the status of special advisors.

The MSs/SACs take part in the pool based on voluntary contributions, which results in large variations in the number among MSs/SACs, as presented in Annex 1.

A detailed composition of the EGBT is presented in Table 1 and Figure 2.

More detailed information on the composition of the EGBT, by profile, number and contributing MS/SAC is provided in Annex 1.

Table 1. European Border Guards Team (EBGT) composition, by profile – 2015

Profile	No of EBGT members	Share to Total in %
Advanced-Level Document Officers	276	7%
Border Surveillance Officers	1 399	37%
Debriefing Experts	302	8%
First-Line Officers	546	15%
Frontex Support Officers	283	8%
Frontex Support Officers for FSC	121	3%
Screening Experts	208	6%
Second-Line Airport Officers	331	9%
Others	285	7%
Total	3 751	

Others	No of EBGT members	Share to Total in %
Field Press Coordinators	11	0,3%
Frontex Support Officers for Deployment and Log.	20	0,7%
Mobile Operational Unit Officers	39	1%
Second-Line Interview Experts	147	4%
Stolen-Vehicle Detection Officers	68	2%
Total	285	7,0%

Figure 2. European Border Guard (EBGT) composition, by main profile – 2015

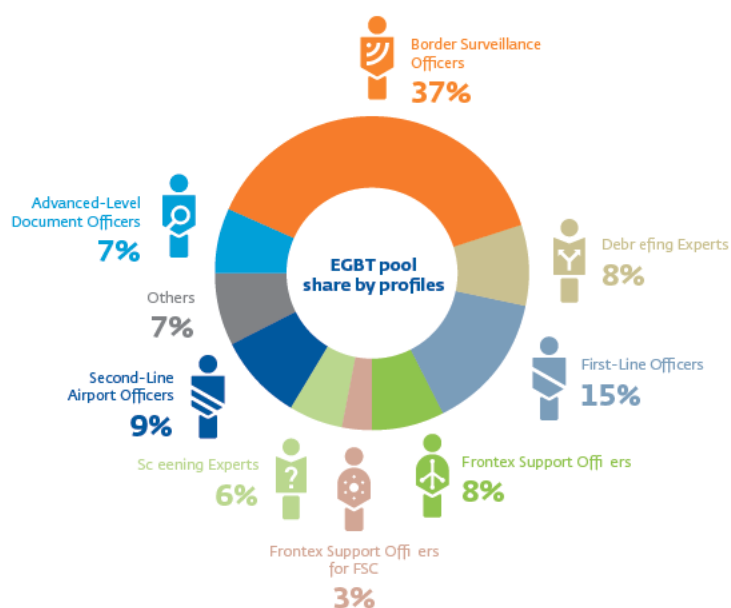




Table 2. Total number of SGOs deployed in 2015, by MS/SAC and by profile

Profiles	MSs/SACs:	AT	BG	CZ	EE	ES	FI	FR	GR	IT	LV	NL	PL	PT	RO	SI	SK	Total
Advanced-Level Doc. Officers							1							1	3	1		6
Debriefing Experts			1			4	1	2	2	2			1	3	4	1		21
Frontex Support Officers		1	1		1	3		2	1				1	4	2	4		20
Screening Experts			1			1		1			3	3	2	2	1	1	1	16
Second-Line Airport Officers							1			1				2		1		5
Second-Line Interview Experts		1	1	1							1				3	1		8
Stolen-Vehicle Detection Off.															2	3		5
Total		2	4	1	1	8	3	5	3	3	4	4	7	10	17	8	1	81

2.3. Frontex' contribution to the EBGT pool – Seconded Guest Officers

Frontex is required to contribute to the EBGT pool with competent border guards seconded by MS/SAC in accordance with Article 3b (3) of the Frontex Regulation. These are Guest Officers seconded to Frontex on a temporary basis, i.e. total deployment for a max. of 6 months within a 12 consecutive month period.

Subsequently, Frontex has the possibility to deploy the Seconded Guest Officers (SGOs) to different coordinated activities based on operational needs and the recommendations of risk analyses, thus filling the operational gaps, taking advantage of the higher availability of experts (during the six-months secondment it is up to Frontex to decide where and for how long the experts should be deployed), as well as reducing the administrative burden related to the deployment.

The table 2 provides information on the deployed SGOs over 2015 by profile and number per MS/SAC.

2.3.1. Recruitment of Seconded Guest Officers for 2016

On 15th July 2015 Frontex launched an Open Call for SGOs to be deployed in 2016. Nearly 130 applications from 15 different MSs/SACs were received.

Since the applicants are entitled to apply for more than one profile at the same time some of them may submit more than one application, subsequently it is theoretically possible that all submitted applications could be approved by Frontex.

Following an evaluation procedure which closed on 3rd November 2015 Frontex selected 77 candidates from those interviewed in 2015 for deployment in 2016, including the candidates from the reserve list. In addition, 79 candidates from the reserve lists in 2014 and 2015 were chosen for deployment in 2016. In this way the total number of selected SGOs eligible and available for deployment in 2016 amounted to 156 covering simultaneously 7 specific profiles as presented in Table 3.

Considering the abovementioned results on 11th December 2015 Frontex offered 177 secondments to 132 out of the 156 available SGOs, hence some SGOs will be deployed more than once in 2016.

Table 3. Total number of SGO applications approved in 2015 by profile

No	Profile	Number of approved applications
1.	Advanced-Level Document expert	19
2.	Debriefing Expert	36
3.	Frontex Support Officers	55
4.	Screening Expert	39
5.	Second-Line Airport Officer	15
6.	Second-Line Interview Expert	22
7.	Stolen-Vehicle Detection Officer	10
Total		196

3. Technical Equipment Pool

3.1. Technical Equipment Pool

The Technical Equipment Pool (TEP) was established on the basis of the provisions of Article 7(2) of the Frontex Regulation, i.e. "The agency shall set up and keep centralised records of equipment in a technical equipment pool composed of equipment owned either by Member States or by the Agency and equipment co-owned by the Member States and the Agency for external border control purposes".

At present the technical equipment pool consists of equipment owned by the Member States, as well as of equipment acquired within a Framework Contract for acquisition of aerial surveillance services, assets and expert support for Frontex Joint Operations. Frontex concluded the abovementioned Framework Contract in 2015 for a period of two years with the possibility of an extension for a further two more years. Detailed information on the Framework Contract is presented in Section 6 - Development of Frontex' own operational capacity.

In addition, in 2015 as a result of several tender procedures Frontex acquired 12 Mobile Field Offices, 10 Fingerprint Scanning Devices and 4 Night Vision Goggles. The abovementioned equipment was deployed in different operational areas to support border surveillance activities, as well as screening, debriefing and registration of migrants.

The TEP includes the following categories and types of equipment provided by MS/SAC (see Tables 3, 4 and Figure 3):

Table 4. Total number of Technical Equipment in the TEP, by category – 2015

Type of equipment	Number	Percent of the total
Maritime means	367	36%
Aerial means	88	9%
Terrestrial means	163	15%
Dog Teams	43	4%
Others	375	36%
Total	1 036	100%

Figure 3. Total number of Technical Equipment (TE), by type – 2015

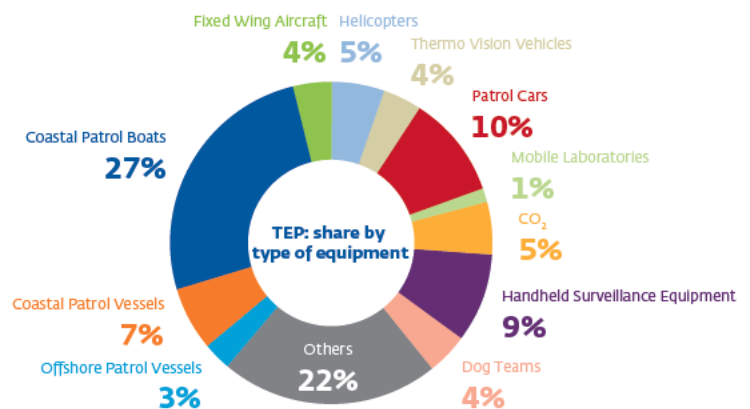


Table 5. Total number of Technical Equipment in the TEP, by type – 2015

Types of Equipment	Number	Percent of the total
Offshore Patrol Vessels	29	3%
Coastal Patrol Vessels	65	7%
Coastal Patrol Boats	273	26%
Fixed Wing Aircraft	36	4%
Helicopters	52	5%
Thermo-Vision Vehicles	39	4%
Patrol Cars	110	10%
Mobile Radar Units	1	0%
Mobile Laboratories	13	1%
CO ₂	54	5%
Handheld Surveillance Equipment	95	9%
Dog Teams	43	4%
Others*	226	22%
Total	1 036	100%

* Others – Heart Beat Detectors, Basic Forgery Detection Kits, Documents Checking Sets, UV Light



* Nautical miles

- **Maritime equipment;**
 - Offshore Patrol Vessels (OPV) – vessels with more than 1 500nm* autonomy;
 - Coastal Patrol Vessels (CPV) – vessels with autonomy between 600 and 1500nm autonomy;
 - Coastal Patrol Boats (CPB) – vessels with less than 600nm autonomy;
 - Fast interception boats;
- **Equipment for aerial surveillance and patrolling;**
 - Fixed-Wing Aircraft (FWA);
 - Helicopters;
- **Mobile equipment for land border surveillance;**
 - Thermo-Vision Vehicles (TVV) – vehicles equipped with thermo vision camera for land border surveillance;
 - Border surveillance vehicles – vehicles equipped with a radar or any other sensors for border and coastal surveillance;
- **Equipment for border control;**
 - Mobile laboratories – vehicles equipped with communication systems, computers, printers and other equipment for document checks ;
 - Heart-beat detectors;
 - Carbon dioxide detectors (CO₂) detectors;
- **Hand-held surveillance equipment;**
 - Night Vision Goggles (NVG);
 - Hand-held thermal cameras;
- **Service Dogs**.**

** Service Dogs are considered to be assets from the Technical Equipment Pool.

Detailed information about the composition of the TEP by type of equipment, number and contributing MSs/SACs is provided in Annex 2.

3.2. Overall Minimum Number of Technical Equipment

The Frontex Regulation stipulates that the TEP shall contain the Overall Minimum Number of Technical Equipment (OMNTE). The OMNTE is the amount of equipment, which enables Frontex to carry out joint operations, pilot projects, rapid interventions and joint return operations in accordance with operational needs identified for a specific year. The OMNTE is established on an annual basis and is defined as “the number of required Asset-Months per type of equipment”. This category of equipment has a specific status, obliging both parties: MSs/SACs – to make available, and Frontex – to deploy the equipment agreed to be part of OMNTE. Thus, the establishment of the OMNTE requires a decision of the Frontex Management Board.

The latter has the mandate to decide on an annual basis “on the rules relating to the technical equipment, including the overall minimum number per type of technical equipment, the conditions for deployment and reimbursement of costs”. For budgetary purposes the Management Board should take



TVV and Patrol Cars 39/107

such a decision by 31st March each year (Article 7(5) of Frontex Regulation).

In March 2015 the Frontex Management Board adopted a decision* specifying the number of required Asset-Months per type of equipment for OMNTE 2016, laying down the rules for deployment, and setting the requirements for the technical equipment to be deployed for Frontex-coordinated operational activities in 2016.

However, due to the unprecedented migratory pressure at the external borders of the European Union (EU) and in accordance with the conclusions from the Annual Risk Analyses 2015 stating that the migratory pressure in

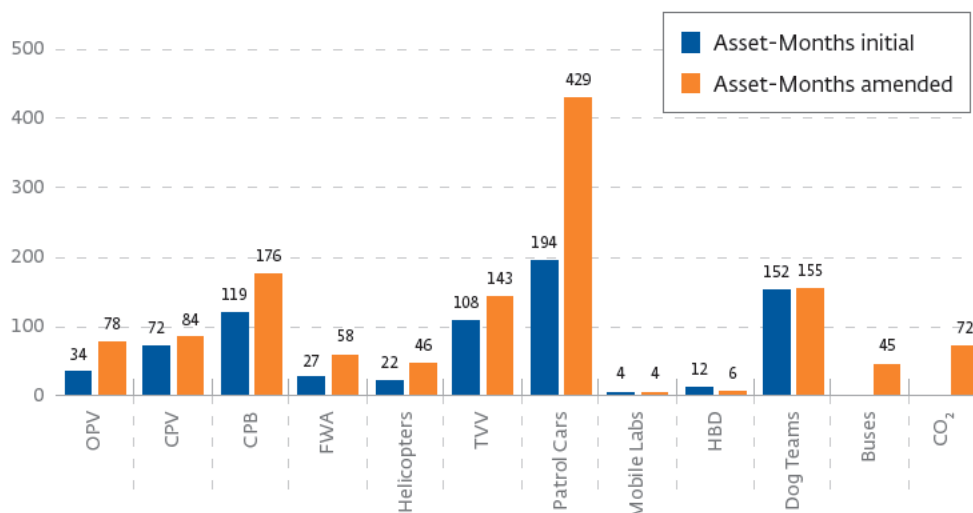
2016 will remain the same or be even greater, following the rules for written procedure, the Frontex Management Board adopted a new decision** amending its decision from March 2015 on the OMNTE 2016. With the new Decision Frontex Management Board increased the number of the OMNTE 2016, as well as it added two additional types of equipment to the OMNTE 2016 – busses for the transportation of migrants, and Carbon Dioxide Detectors (CO₂ Detectors).

Figure 4 shows the initial and the amended number of Asset-Months for the different types of technical equipment, as stipulated in the abovementioned Management Board Decisions.

* Management Board Decision № 12 of 26th March 2015 adopting the rules related to the technical equipment, including Overall Minimum Number of Technical Equipment to be deployed for Frontex operational activities 2016.

** Management Board Decision № 36 of 9th October 2015 amending Management Board Decision № 12 of 26th March 2015 adopting the rules related to the technical equipment, including Overall Minimum Number of Technical Equipment to be deployed for Frontex operational activities 2016.

Figure 4. Initial and amended number of Asset-Months for different types of OMNTE 2016





4. Annual Bi-lateral Talks 2015

The purpose of ABT Negotiations 2015 was to agree upon the availability of both human and technical resources from MS/SAC to be deployed on operational activities in 2016 coordinated by Frontex.

In 2015 Frontex changed the approach for appointment the members of the Negotiation Teams during the Annual Bi-Lateral Negotiations, as well as defined principles for the negotiations. With a decision of the Frontex Executive Director the members of the Negotiation Teams were specifically nominated and delegated powers according to their roles and responsibilities during the Negotiations. The abovementioned decision stipulated the following principals for negotiations of technical equipment:

1. Unless there is evidence that an offer does not match the operational needs:
 - a. In case there is only one offer to a Frontex request, that offer is endorsed;
 - b. In case that a contributing MS/SAC is making an offer for the first time to a specific operation, that offer is given priority.
2. In case of overlapping of contributing MS/SAC proposals to a Frontex request, a different location or period of deployment is negotiated;
3. In case there are uncovered operational needs, Frontex encourages more offers from other contributing MS/SAC as a priority.

4. Offers received by Host MS may be considered only exceptionally and as a last resort, after all other options have been considered, and all other possibilities have been exhausted.

The above approach promotes the European solidarity between the MSs/SACs and ensures an adequate level of commitment of the MSs/SACs with reference to their capabilities, as well as equal possibilities to participate in the operational activities.

The ABT Negotiations ultimately led to bilateral agreements that were concluded by sending to MS/SAC Letters of Agreement and submission to Frontex of Commitment Confirmations by each single MS/SAC. Such agreements are considered as MSs/SACs' commitments to the pools.

4.1. Annual Bi-lateral Talks 2015 – Human resources, results

An overview of the ABT Negotiations 2015 results regarding the Human Resources to be deployed on Frontex Joint Operations in 2016 is presented in Figure 2. Gaps were identified for the following profiles: First-Line Officers, FSO for Frontex Situation Centre, Second-Line Airport Officers and Advanced-Level Document Officers, as well as for Stolen-Vehicle Detection Officers with a shortage ranging respectively from 23% up to 60%.

Table 6 presents an overview of the coverage of HR needs in number of GOs as a result of ABT Negotiations 2015.

Table 6. **ABT Negotiations 2015 – coverage of HR needs for 2016 Joint Operations (overview)**

HR Profile	No of GOs requested by Frontex	No of GOs proposed by MS/SAC	No of GOs agreed by Frontex and MS/SAC
Advanced-Level Document Officers	109	148	141
Border Surveillance Officers	146	232	217
Debriefing Experts	43	169	136
Dog Handlers	12	54	39
Field Press Officers	1	10	7
First-Line Officers	146	95	96
FSO*	59	47	44
FSO* Frontex Situation Centre	140	61	54
Interpreters	31	13	19
Liaison Officers (Technical Equipment)	20	13	18
Screening Experts	37	111	84
Second-Line Airport Officers	84	39	39
Second-Line Interview Experts	11	9	9
Stolen-Vehicle Detection Officers	74	61	57
Team Leaders	42	41	38
Grand Total	955	1103	998

* Frontex Support Officers

Figure 5. **ABT Negotiations 2015 – coverage of HR needs, by profile for 2016 Joint Operations**

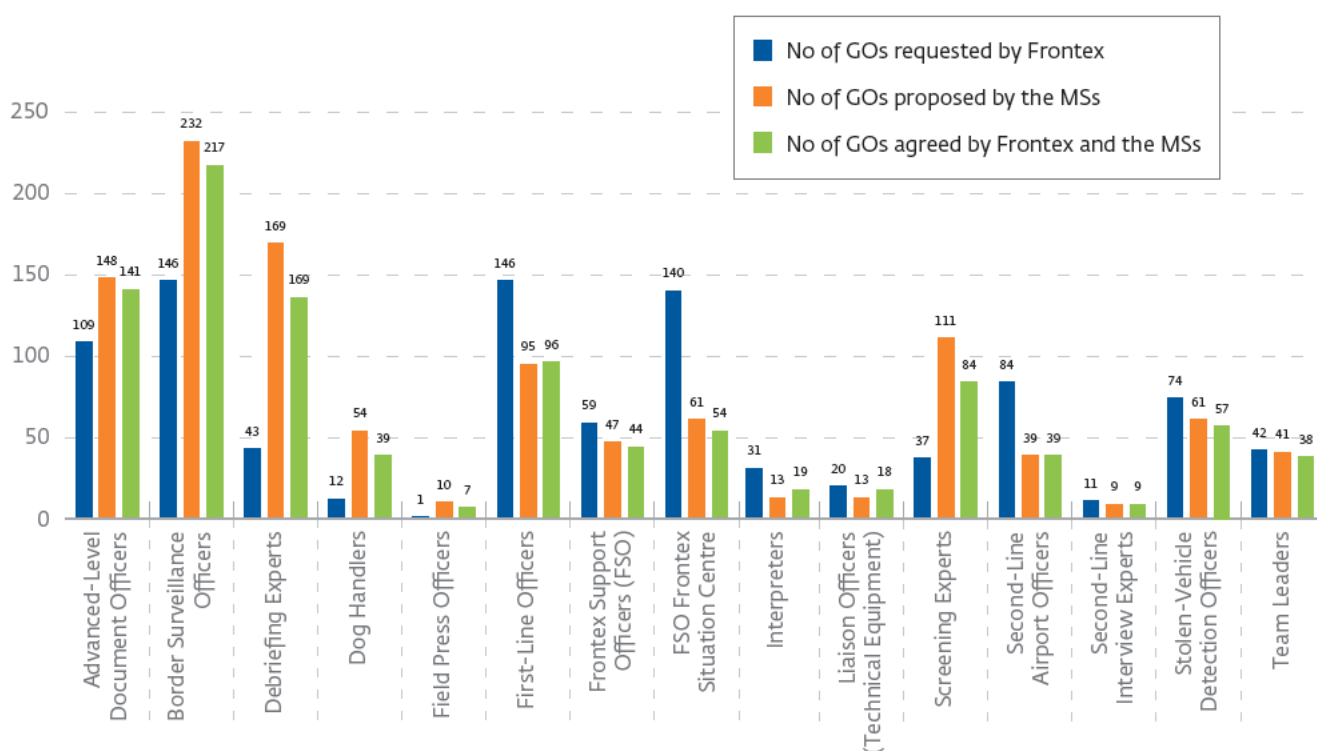


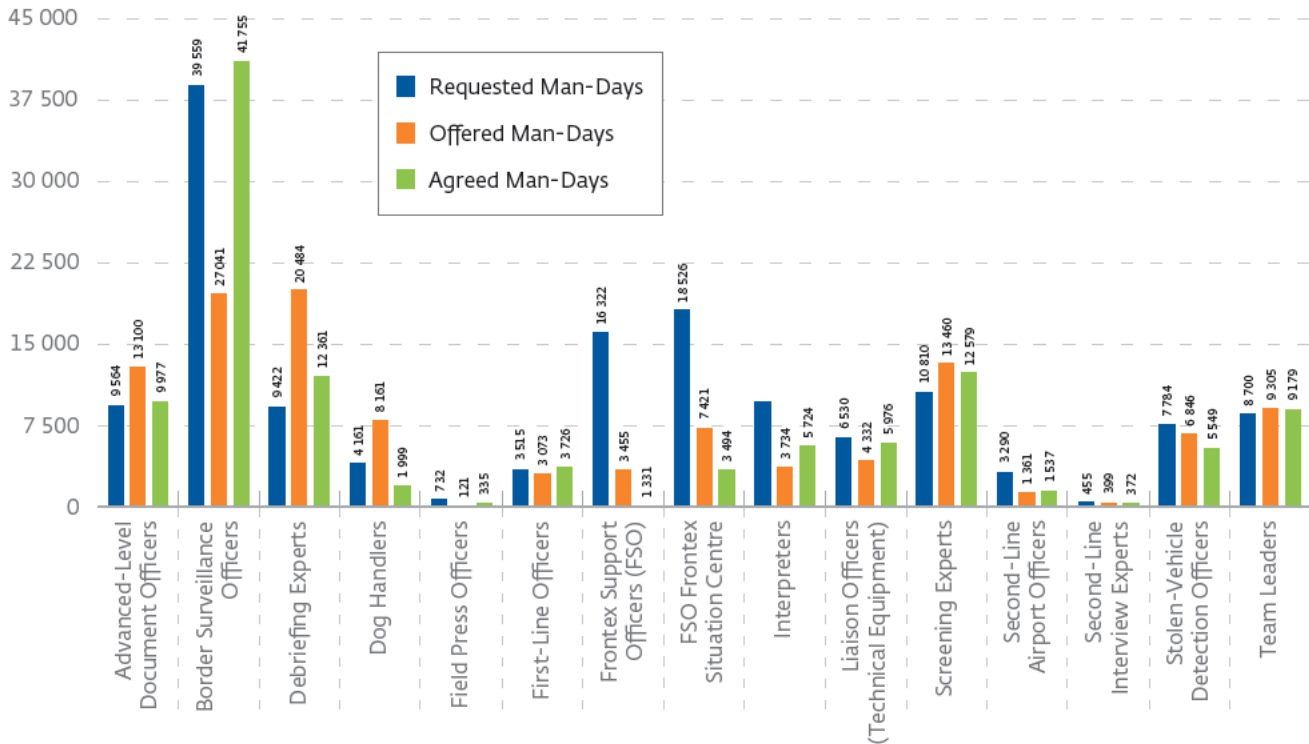


Table 7. **ABT Negotiations 2015 – coverage of Man-Days needs for 2016 Joint Operations (overview)**

HR Profile	Requested Man-Days	Offered Man-Days	Agreed Man-Days
Advanced-Level Document Officers	9 564	13 100	9 977
Border Surveillance Officers	39 559	27 041	41 755
Debriefing Experts	9 422	20 484	12 361
Dog Handlers	4 161	8 161	1 999
Field Press Officers	732	121	335
First-Line Officers	3 515	3 073	3 726
FSO*	16 322	3 455	1 331
FSO* Frontex Situation Centre	18 526	7 421	3 494
Interpreters	9 937	3 734	5 724
Liaison Officers (Technical Equipment)	6 530	4 332	5 976
Screening Experts	10 810	13 460	12 579
Second-Line Airport Officers	3 290	1 361	1 537
Second-Line Interview Experts	455	399	372
Stolen-Vehicle Detection Officers	7 784	6 846	5 549
Team Leader	8 700	9 305	9 179
Grand Total	149 307	122 293	115 894

* Frontex Support Officers

Figure 6. **ABT Negotiations 2015 – coverage of Man-Days needs for 2016 Joint Operations**



Detailed results from the ABT 2015 regarding the number of human resources to be deployed in Joint Operations 2016 by profiles, numbers, duration of deployment and MS/SAC are presented in Annex 5. An assessment of the Man-Days needs coverage per profile shows that gaps exist in the availability of the resources offered by MS/SAC, as shown on Figure 6.

Significant gaps in the number of Man-Days ranging from 18% for Second-Line Interview Expert up to 92% for Frontex Support Officer are identified, as presented in Table 7.

4.2. Annual Bi-lateral Talks 2015 – Technical equipment, results

The results of the ABT Negotiations 2015 show significant shortages in the needs coverage for almost all types of technical equipment. Currently, the identified gaps regarding the number of items of technical equipment requested range from 77% for Patrol Cars up to 90% for Coastal Patrol Vessels as illustrated by Figure 7.

Detailed results of ABT Negotiations 2015 related to the Technical Equipment to be deployed in 2016 Joint Operations by type of

assets, number, duration of deployment and MS/SAC are presented in Annex 6.

It should be noted that the statistics regarding the number of assets and Asset-Days do not take into consideration the offers made by the Host MS/SAC. Taking into account the principle of EU solidarity priority is given to the offers made by the Contributing MS/SAC, therefore the offers of the Host MS/SAC are subject to further consideration by Frontex.

Table 8 presents an overview of the coverage of TE needs in the number of assets identified as a result of the ABT 2015.

After analysing the coverage of Asset-Days needs for 2016 Joint Operations certain gaps are visible regarding the availability of the assets. Figure 5 shows the difference between the requested, offered and agreed Asset-Days per type of equipment.

Significant gaps related to the availability of vessels and aerial means, as well as terrestrial means ranging from 20% for Dog Teams up to 92% for Coastal Patrol Vessels have been identified. Table 9 presents an overview on the coverage of gaps of Asset-Days as a result of ABT 2015.



Table 8. **ABT Negotiations 2015 – coverage of TE needs for 2016 Joint Operations (overview)**

Type of equipment	No of assets requested by Frontex	No of assets proposed by MS/SAC	No of assets agreed
Offshore Patrol Vessels	69	55	16
Coastal Patrol Vessels	55	62	5
Coastal Patrol Boats	58	54	10
FWA	57	53	23
Helicopters	36	43	7
Thermo-Vision Vehicles	26	16	15
Patrol Cars	107	52	25
Mobile Laboratories	2	3	3
Transportation Vehicles	9	14	3
Heartbeat Detectors	1	2	2
Carbon Dioxide Detectors	6	8	4
Dog Teams	47	77	48
Grand Total	473	439	161

Figure 7. **ABT Negotiations 2015 – coverage of TE needs, by type for 2016 Joint Operations**

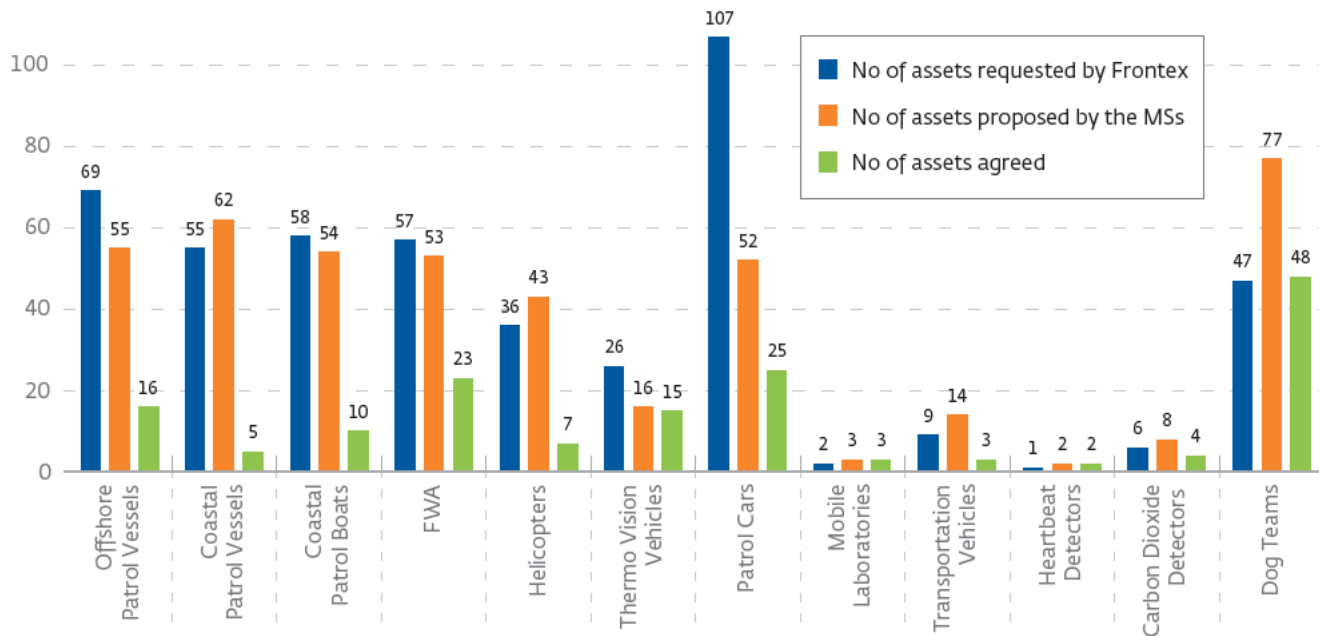
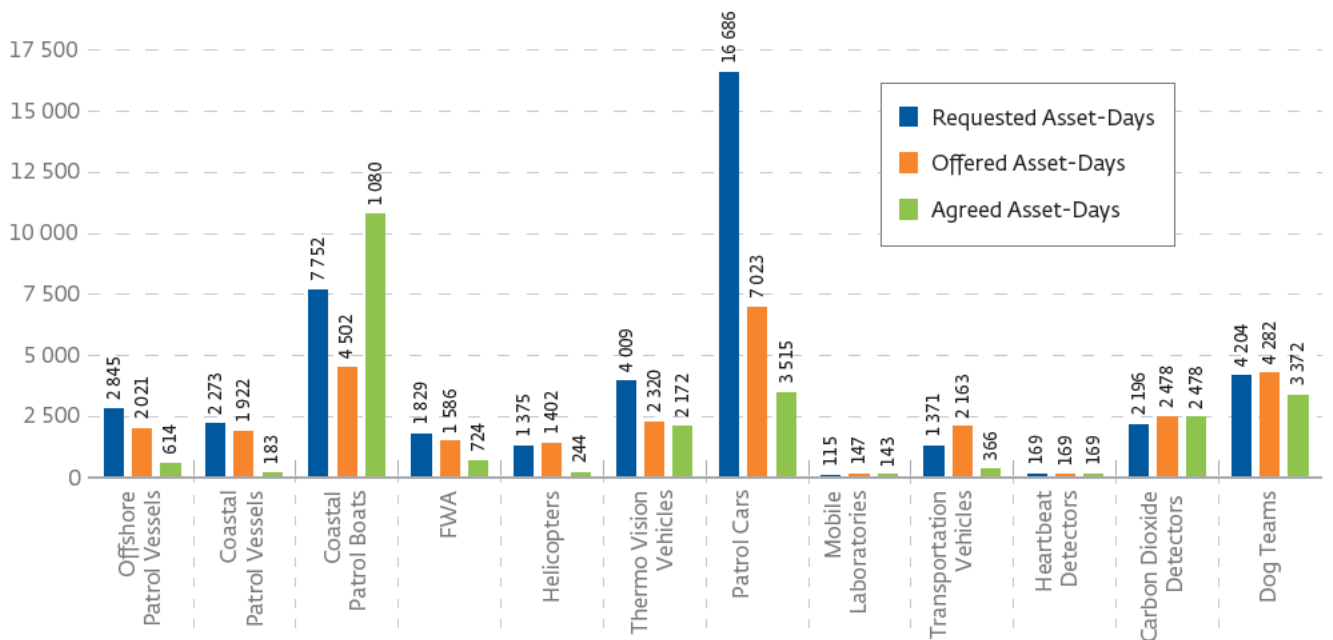


Table 9 **ABT Negotiations 2015 – coverage of Asset-Days needs for 2016 Joint Operations (overview)**

Type of equipment	Requested Asset-Days	Offered Asset-Days	Agreed Asset-Days
Offshore Patrol Vessels	2 845	2 021	614
Coastal Patrol Vessels	2 273	1 922	183
Coastal Patrol Boats	7 752	4 502	1 080
FWA	1 829	1 586	724
Helicopters	1 375	1 402	244
Thermo-Vision Vehicles	4 009	2 320	2 172
Patrol Cars	16 686	7 023	3 515
Mobile Laboratories	115	147	143
Transportation Vehicles	1 371	2 163	366
Heartbeat Detectors	169	169	169
Carbon Dioxide Detectors	2 196	2 478	2 478
Dog Teams	4 204	4 282	3 372
Grand Total	44 824	30 015	15 060

Figure 8. **ABT Negotiations 2015 – coverage of Asset-Days needs for 2016 Joint Operations, by type of equipment**





5. Open calls for additional contributions to 2015 Joint Operations

Figure 9. Total number of Human Resources requested by Frontex during the ABT Negotiations 2014 and the Open Calls in 2015, by profile

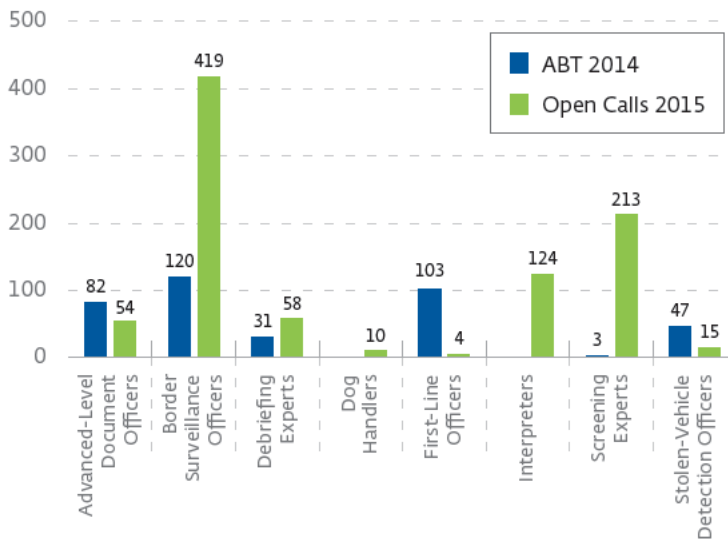
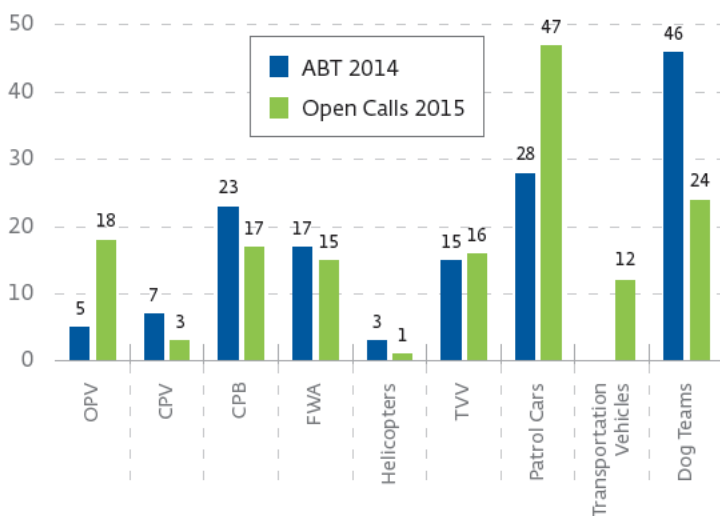


Figure 10. Total number of Technical Equipment requested by Frontex during the ABT Negotiations 2014 and the Open Calls in 2015, by type



In the course of 2015 Frontex faced rapid increase of the migratory pressure at the external borders of the EU. As a result, additional needs for operational resources over and above those negotiated during the ABT 2014 were identified. These needs were provoked by the enormously high rate of loss of life at sea, as well as the need to manage the incoming flow of migrants by the implementation of a proper and effective registration procedure, whilst maintaining the dignity of the people and not violating their Human Rights.

In order to provide an adequate response to the abovementioned situation at the external borders of the EU in 2015 Frontex launched 6 Open Calls for additional contributions to Joint Operations. These open calls were focused on the acquisition of additional Technical Equipment mostly for Frontex maritime operations. However, a significant amount of Human Resources and terrestrial means were required also for Land Operations.

Figure 2 presents the number of Human Resources by profile and number requested by Frontex in all the Open Calls over 2015 in addition to the resources requested during the ABT 2014.

Figure 3 presents the number of Technical equipment by type and number requested by Frontex with all the Open Calls over 2015 in addition to the resources requested during the ABT 2014.

6. Development of Frontex' own operational capacity

The amended Frontex Regulation (EU) No 1168/2011 of the European Parliament and the Council in its Article 7 (1) extends Frontex' mandate not only to deploy equipment from the MSs/SACs, but also to acquire by itself or in co-ownership with the MSs/SACs, or to lease technical equipment, for border control.

6.1. Acquisition of aerial surveillance services

Following the positive results of a 2014 Pilot Project on the acquisition of Aerial Surveillance Services for Joint Operations Frontex concluded a Framework Contract in the third quarter of 2015 for acquisition of aerial surveillance services, assets and expert support for Frontex Joint Operations.

The purpose of this contract is to develop Frontex' own operational capacity for aerial surveillance activities during joint operations, pilot projects, rapid interventions, or technical assistance projects in order to better meet Frontex operational needs in cases of an emergency, as well as in the event that the MS/SACs cannot provide Frontex with aerial surveillance means for a specific period and location.

The Framework Contract is for a period of 2 years with the possibility of it being extended once for another 2 years depending on the state of Frontex satisfaction, identified operational needs and the available budget.

The Framework Contract contains two lots – Maritime surveillance and Land border surveillance. The lot for Maritime surveillance is represented by 6 commercial companies,



the lot for Land border surveillance is represented by 5 commercial companies. Some of the companies are present in both lots.

This new reaction capacity for the acquisition of aerial surveillance services, assets and experts support was fully tested in November and December 2015 by the implementation of a Pilot project when Frontex deployed an aerial surveillance system at the EU external land borders between Bulgaria and Turkey, as well as between Hungary and Serbia.

The conclusions are that the Framework Contract for the acquisition of aerial surveillance services, assets and experts support provides working mid-term solution for Frontex to fill-in the operational gaps in terms of aerial surveillance. The services are qualitative, cost efficient and can be deployed in a short notice.

6.2. Mobile Field Offices

In 2015 in order to cover the needs for office space especially in the Mediterranean (Greece, Italy and Spain) Frontex rented 12 Mobile Field Offices for the purposes of screening, debriefing and registration of migrants, as well as



for a daily use by the deployed Frontex staff. The Mobile Field Offices were rented during the second half of 2015 for a period of 6 months with a possibility to be extended with another 6 months. This approach was taken in order to bridge the needs coverage until the Framework Contract for acquisition of Mobile Field Offices in 2016 will be in place.

6.3. Cars

In order to cover the additional operational needs for cars in Hungary, Bulgaria and Greece in 2015 Frontex launched a tender procedure for renting of transportation vehicles. The contract was signed for a period of 5 months covering the end of 2015 and the beginning of 2016. Within the abovementioned period Frontex rented 12 vehicles, including 4WD, standard city cars and passenger vans.

6.4. Small devices

For the purpose of coastal surveillance in 2015 Frontex purchased 4 pieces of hand held equipment (Night Vision Goggles) to cover the operational needs for maritime operations. This equipment was immediately distributed to be utilised at different operational areas covered by maritime operations.

In addition, in 2015 Frontex purchased 10 Fingerprint Scanning Devices for the purpose of migrants' registration process.

6.5. Sanitary equipment

In order to comply with the hygienic norms and to protect Frontex staff and the deployed Guest Officers in the field Frontex purchased antiseptic liquid and disposable gloves and masks to be used in Frontex coordinated activities in the field. The sanitary equipment was used both for maritime and land operations.



7. Way forward

7.1. European Border Guard Team pool

Frontex will continue to carry out an assessment of the adopted overall number of officers in the EBGT pool and to revise the border guard profiles amending Frontex Management Board Decision No. 11/2012 of 23rd May 2012.

Following the new challenges related to the specific tasks of the Guest Officers in 2016 Frontex is considering the creation of two new profiles:

- Training Officer – based on a risk analysis the training will be targeting identified needs for improving the capability, capacity and performance of specific groups of EBGT members deployed on joint operations;
- Finger Printing and Registration Officer – Frontex identified the need for the establishment of a specific profile for implementing the practical tasks of the process of taking of finger prints and the registration of the migrants.

7.2. Technical Equipment Pool

The operational experience and the challenges encountered during the planning of the deployment of equipment provided by MSs/SACs has confirmed the conclusion that one of the most important characteristics of the technical assets is their availability. The difference between the number of requested and agreed Asset-Days indicates clearly that the TEP needs to be further developed by establishing new categories of equipment and having at its disposal a larger number of specific types of assets and a greater level of availability.

Taking into consideration the abovementioned in 2016 Frontex will launch open tender procedures for the establishment of Framework Contracts with commercial companies for providing of Mobile Field Offices and Transportation Vehicles, as well as for providing of a complete solution on assuring office space, registration equipment and capacity for data exchange related to the process of screening debriefing and registration of migrants. These Framework Contracts will be used to cover the gaps in the operational needs and will develop further Frontex own operational capacity.

In addition, in 2016 Frontex will launch a procurement procedure for acquisition of chartering flights for the purpose of return operational activities.



List of Annexes:

- ANNEX 1** Total number of European Border Guard Team members by profile and by MS/SAC – 2015
- ANNEX 2** Total number of assets registered in the Technical Equipment Pool by MS/SAC and type of equipment – 2015
- ANNEX 3** Total number of European Border Guard Team members deployed in 2015 by profile, MS/SAC and duration
- ANNEX 4** Total number of assets deployed in 2015 from the TEP by type of equipment, MS/SAC and duration
- ANNEX 5** Annual Bi-lateral Talks 2015 – coverage of HR needs (breakdown)
- ANNEX 6** Annual Bi-lateral Talks 2015 – coverage of TE needs (breakdown)



Annex 1.

Total number of EBGT members by main profile and by MS/SAC – 2015

MS/SAC	Total per MS/SAC	PROFILES												
		Advanced-Level Document Officers	Border Surveillance Officers	Debriefing Experts	Field Press Coordinators	First-Line Officers	Frontex Support Officers (FSO)	FSO for Deployment and Logistics	Frontex Support Officers (FSO) FSC	Mobile Operational Unit Officers	Screening Experts	Second-Line Airport Officers	Second-Line Interview Experts	Stolen-Vehicle Detection Officers
AT	170	34	34	4	1	51	22		1		6	12	2	3
BE	45	6	2	6		10						15	5	1
BG	123	1	28	3		58	13	1	4			7	8	
CH	65	15	16	3		10						18		3
CY	11		3	3							3	2		
CZ	78	10	54	5		1			1		1	5		1
DE	279	27	119	5		37	25		6			49	2	9
DK	42	3	10	9		3	1				8	5	3	
EE	112	12	53	1	1	15	5		5		8	7	1	4
EL	31	1	8	10	1		1		8		2			
ES	372	12	109	62		74	44	7	16		22	16	4	6
FI	182	10	123	5		10	21		4		3	4	1	1
FR	124	23	3	34		7	5	1			30	16	5	
HR	117	7	75	6		3	6	2			3	6	3	6
HU	81	11	45	3		7	2		5		2	3	2	1
IS	2		1									1		
IT	103	16		8		7	25	4	9		7	17	9	1
LT	156	15	95	4		22	1		6	2	5	2	2	2
LV	224	2	129	6		12	15		2	4	29	13	12	
LU	17	1	11	1							2	1	1	
MT	137		124	3							4		6	
NL	294	18	59	15	1	54	20	2	31	4	21	44	16	9
NO	111	1	14	21	1	10	39		4		10	5	6	
PL	195	1	82	12	2	43	11		8	4	7	18	4	3
PT	264	13	97	36		44	9	2	1	18	14	19	10	1
RO	237	18	69	24	2	42	12		7	1	11	28	15	8
SE	78	7	9	7	2	9	1			4	3	9	27	
SI	64	8	17	5		10	2				6	6	2	8
SK	37	4	10	1		7	3	1	3	2	1	3	1	1
Grand total	3 751	276	1399	302	11	546	293	20	121	39	208	331	147	68

* Data was extracted from Opera on 10th January 2016

Annex 2.

Total number of assets registered in the TEP by MS/SAC and type of equipment – 2015

MS/SAC	Total per MS	TYPE OF EQUIPMENT												
		Offshore Patrol Vessels	Coastal Patrol Vessels	Coastal Patrol Boats	Fixed Wing Aircraft	Helicopters	Thermo-Vision Vehicles	Patrol Cars	Mobile Radar Units	Mobile Laboratories	CO ₂ Detectors	Handheld Surveillance Equipment	Service Dogs	Others
AT	11					1	6					2	2	
BE	4	1		1		2								
BG	9	1					8							
CH	10							3			5	1	1	
CY	2		1			1								
CZ	5						2	1				2		
DE	17	1				3		2			10		1	
DK	1				1									
EE	33			1	1					4	3		24	
EL	83	3	5	72	2	1								
ES	43	2	5	1	2	2		3			10	17	1	
FI	15	1		3	2	1						8		
FR	9	4			3	2								
HR	8	1		2			2	3						
HU	68						5	4			19		40	
IS	3	1			2									
IT	179	8	36	96	12	26			1					
LT	16			1		3	1	2		1	1		7	
LV	11			2		2	5	2						
LU	11												11	
MT	14		2	9	3									
NL	147			1	2			2		12		1	129	
NO	4	1		1								2		
PL	49	1			2	2	4				40			
PT	154	3	11	82	3	1	1	50			3			
RO	57	1	5			1	2	30				8	10	
SE	1			1										
SI	19					4	3	6			4	2		
SK	3				1			2						
UK	50									50				
Grand total	1 036	29	65	273	36	52	39	110	1	13	54	95	43	226*

* Data was extracted from Opera on 10th January 2016



Annex 3.

Total number of Human Resources deployed in 2015 by profile, MS/SAC and duration

		PROFILES															
MS/SAC		Advanced-Level Document Officers	Border Surveillance Officers	Debriefing Experts	Field Press Coordinators	Fingerprinting and Registration Experts	First-Line Officers	FSO	FSO for Deployment and Logistics	FSO for Frontex Situation centre	Interpreters	Screening Experts	Second-Line Airport Officers	Second-Line Interview Experts	Stolen-Vehicle Detection Officers	Technical Staff/Crew Members	Total
AT	N	39	91	8			2	20		4			12	2	19		197
	D	2 398	3 607	164			58	648		265			310	87	1 607		9 144
BE	N	3		9			8	2					6	1		2	31
	D	86		261			210	22					180	28		48	835
BG	N	9	30	4		1	2	3		1		3	7		2		62
	D	261	878	183		29	75	190		32		121	245		142		2 156
CH	N	8	21	5			2	6					7		2	1	52
	D	248	662	159			92	84					233		62	48	1 855
CY	N		3									1					4
	D		92									29					121
CZ	N	3	17	4		2	5	2		1		3	5			1	43
	D	213	901	158		74	257	26		62		136	842			44	2 713
DE	N	25	104	13			6	11		2			7	1	15	24	208
	D	1 587	3 671	435			234	265		137			162	31	940	536	7 998
DK	N	2		12		4	4	1			13	12	5	2		10	65
	D	58		404		132	99	55			592	460	150	58		220	2 228
EE	N	3	73	2			18	7		3		2	7	1	3		119
	D	87	2 097	69			572	387		125		69	212	29	115		3 762
EL	N			6				1		6							13
	D			364				41		171							576
ES	N	19	90	44			10	32	1	10		22	20		3	240	491
	D	858	2 512	2 172			285	1 492	37	754		936	519		89	480	10 134
FI	N	6	120	6			7	2				2	9		1		153
	D	230	2 655	278			151	109				62	364		29		3 878
FR	N	17	6	32			16	11		1		39	13	2			137
	D	511	150	1 179			522	383		31		1 269	376	58			4 479
GE	N		1	1				1					4				7
	D		29	29				10					105				173
HR	N	5	49	3			1	1					1		5		65
	D	145	1 473	102			31	5					31		145		1 932
HU	N	1	15	2				1		1			4		2		26
	D	29	435	88				12		28			117		58		767

PROFILES

MS/SAC		Advanced-Level Document Officers	Border Surveillance Officers	Debriefing Experts	Field Press Coordinators	Fingerprinting and Registration Experts	First-Line Officers	FSO	FSO for Deployment and Logistics	FSO for Frontex Situation centre	Interpreters	Screening Experts	Second-Line Airport Officers	Second-Line Interview Experts	Stolen-Vehicle Detection Officers	Technical Staff/Crew Members	Total
IC	N							1					1				2
	D							12					30				42
IT	N	3		9			4	6		5	54	9	16		2	1	109
	D	89		520			119	178		159	2 812	484	627		58	83	5 129
LT	N	14	38	3			2	3		4		1	6		1		72
	D	532	1 529	96			62	74		128		33	186		29		2 669
LV	N	11	158	9			4	5				13	4	3		11	218
	D	403	5 162	262			124	135				642	129	87		682	7 626
LU	N			3									20				23
	D			81									581				662
MT	N		44														44
	D		1 342														1 342
NL	N	14	70	11			15	8		1	67	11	18	1	5	29	250
	D	509	2 515	354			541	346		152	4 773	666	456	29	203	830	11 374
NO	N	4	21	7	1		7			1		2	1		1	80	125
	D	60	793	247	31		283			54		77	29		29	2 452	4 055
PL	N	8	50	9			21	4		3		4	8	1	1	10	119
	D	370	1 511	298			794	376		187		227	231	59	29	510	4 592
PT	N	9	49	19			4	4	2			7	16	3	1	207	321
	D	385	2 888	681			138	175	48			338	728	155	44	7 094	12 674
RO	N	23	94	22	2		14	18		11		20	14	13	12		243
	D	1 412	6 307	1 175	133		587	1 000		616		880	587	730	545		13 972
SE	N		19	6	2		5	6		1		4	7	3		161	214
	D		589	187	70		188	96		59		196	235	197		2 707	4 524
SI	N	7	14	5			1	1				3	5	2	15		53
	D	385	686	256			31	12				142	240	198	749		2 501
SK	N	5	17	1			12	5		4		1	5			2	52
	D	148	587	24			384	128		116		89	144			88	1 708
UK	N			29				1			9	16	7				62
	D			932				15			440	961	186				2 534
All MS Total	N	238	1 194	284	5	7	170	163	3	59	141	175	235	35	90	779	3 577
	D	11 004	43 071	11 158	234	235	5 837	6 276	85	3 076	8 617	7 817	8 235	1 746	4 873	15 822	127 886

N – Number of EBGT members

D – Duration of deployment (in days)

Data was extracted from Opera on 11th January 2016



Annex 4.

Total number of assets deployed in 2015 from the TEP by type of equipment, MS/SAC and duration

MS/SAC	Type of Asset									
	Offshore Patrol Vessels		Coastal Patrol Vessels		Coastal Patrol Boats		Fixed Wing Aircraft		Helicopters	
	Number	Patrolling hours	Number	Patrolling hours	Number	Patrolling hours	Number	Patrolling hours	Number	Patrolling hours
AT										
BE	1	979							1	50
BG										
CH										
CY					1	169				
CZ										
DE									1	120
DK							2	126		
EE					2	237	1	146		
EL	19	2 465	15	1 523	243	24 050	5	303	7	177
ES	9	4 066	3	745			5	430		
FI					7	1 179	2	219		
FR	5	1 378					4	132		
HR	3	1 568			3	586				
HU									3	264
IS	8	3 946					4	416		
IT	30	6 707	51	5 222	20	3 090	17	770	15	492
LT									2	220
LV					14	3 452			6	615
LU										
MT	4	373			66	2 564	12	365	3	42
NL					1	383	2	228		
NO	1	2 326	1							
PL							1	38		
PT	1	597			8	1 302	7	598		
RO			2	297					3	192
SE	3	1 818			3	690	1	100		
SI										
SK							2	134		
UK	2	62	10	1 896						
Total	86	26 283	82	9 682	368	37 700	65	4 002	41	2 171

MS/SAC	Type of Asset						Total number of assets deployed per MS/SAC
	Thermo-Vision Vehicles		Patrol Cars		Dog Teams		
	Number	Days	Number	Days	Number	Days	
AT	32	487	4	122	2	61	38
BE					2	61	4
BG			144	4 517			144
CH			11	336	1	44	12
CY							1
CZ	3	184	1	31	1	31	5
DE			29	886	9	275	39
DK							2
EE					4	181	7
EL							289
ES			32	702	44	1 342	93
FI			12	360	17	500	38
FR							9
HR	3	92	6	183			15
HU	2	61					5
IS							12
IT							133
LT			6	183	1	30	9
LV	15	457	20	609	12	365	68
LU							
MT	2	61					87
NL			2	668			5
NO					4	122	12
PL	7	304	4	343	1	29	13
PT	2	61	10	305	23	701	51
RO	21	640	42	1 282	22	670	90
SE			1	31	3	124	11
SI			13	396	1	30	14
SK			2	62	4	122	8
UK							12
Total	87	2 347	339	11 016	151	4 688	1 226^a

Data is compiled on the basis of the TE Monthly reports in 2015 to Frontex Management Board members

* In addition to the equipment indicated in the table above:

- DK has deployed 7 office containers during 2015;
- NL has deployed 4 transportation vehicles during 2015.



Annex 5.

Annual Bi-lateral Talks 2015 – coverage of HR needs (breakdown)

MS/SAC		PROFILES									
		Advanced-Level Document Officers	Border Surveillance Officers	Debriefing Experts	Dog Handlers	Field Press Officers	First-Line Officers	Frontex Support Officers	Frontex Support Officers for FSC	ICC Staff	Intelligence Officers
AT	Prop.	7	3		1				1		
	Accep.	7	3		1				1		
	Days	2 175	675		57				61		
BE	Prop.	6		11	2		5	1			
	Accep.	1		7	2		3	1			
	Days	29		327	57		124				
BG	Prop.	6		3				1	2		
	Accep.	6		2				1	2		
	Days	342		62					71		
CH	Prop.	2		1			3	2	1		
	Accep.	2		1			3	2	1		
	Days	142		91			105		31		
CZ	Prop.	3	16	3	1		2	1	1		
	Accep.	3	16	3	1		2	1	1		
	Days	303	1 744	736	57		114		61		
DE	Prop.	16	2	9			1	3	3		
	Accep.	10	2	3			1	3	3		
	Days	1 482	58	271			113		214		
DK	Prop.	1		2			1	1			1
	Accep.	1		2			1	1			1
	Days	29		661			47				320
EE	Prop.	2		2	1		3	1	3		
	Accep.	2		1	1		3	1	3		
	Days	58		28	29		427		92		
ES	Prop.	20	100	19	12		6	1	9	37	3
	Accep.	20	98	10	12		6	1	9	21	3
	Days	1 266	26 976	1 430	348		183	244	917	1 517	353
FI	Prop.	7	10	6	5		10	2			
	Accep.	7	9	7	5		10	2			
	Days	202	429	392	145		299				
FR	Prop.	6		23			2	2	1		
	Accep.	6		22			2	3	1		
	Days	192		712			78		30		
GR	Prop.	3	12	9				1	5	10	2
	Accep.	3	12	9					5	10	2
	Days	279	3 840	2 289					304	3 660	732
HR	Prop.	1		5							
	Accep.	1		1							
	Days	57		199							
HU	Prop.	3	16	2				1	2		
	Accep.	3	10	1				1	2		
	Days	143	466	58					59		
IS	Prop.							1			
	Accep.										
IT	Prop.	5				1	9	4	11	11	
	Accep.	5					9	4	5	11	
	Days	147					263	47	367	4 026	

PROFILES

MS/SAC		LCC Staff	Liaison Officers	Liaison Officers (Technical Equipment)	National Officials	Screening Experts	Second-Line Airport Officers	Second-Line Airport Officer or Adv.-level Doc. Officers	Second-Line Interview Experts	Stolen-Vehicle Detection Officers	Team Leaders	Technical Staff	Total
AT	Prop.						2	2		4			20
	Accep.						2	2		4			20
	Days						79	123		1 056			4 226
BE	Prop.						4			2			31
	Accep.						2	6		2			24
	Days						79	123		58			797
BG	Prop.					2		9		1			24
	Accep.					2		6		1			20
	Days					62		376		29			942
CH	Prop.						2	5		2			18
	Accep.						2	3		2			16
	Days						79	163		58			669
CZ	Prop.					3	1	5		1			37
	Accep.					2	1	3		1			34
	Days					491	36	163		29			3 734
DE	Prop.						3	5	1	5			48
	Accep.						3	3	1	2			31
	Days						115	145	57	390			2 845
DK	Prop.					1	2	2					11
	Accep.					1	2	2					11
	Days					320	79	33					1 489
EE	Prop.					2	2	4		1			21
	Accep.					2	2	2		1			18
	Days					153	79	123		29			1 018
ES	Prop.	8	1	2		19		6		2	19	2	266
	Accep.	8	1	2		3		6		2	16	2	220
	Days	1 085	47	306		823		369		114	1 437	306	37 721
FI	Prop.					1		6					47
	Accep.					1		5					46
	Days					31		96					1 594
FR	Prop.					20	1	5	2				62
	Accep.					15	1	5	2				57
	Days					667	43	123	58				1 903
GR	Prop.	27	1	10		14		1			4		99
	Accep.	27	1	10		14		1			4		98
	Days	9 882	366	3 660		4 480					1 464		30 956
HR	Prop.				2	4				1			13
	Accep.					4				1			7
	Days					1 280				57			1 593
HU	Prop.						2	5		1			32
	Accep.						2	5		1			25
	Days						79	163		29			997
IS	Prop.					1		4					6
	Accep.					1		4					5
	Days					61		163					224
IT	Prop.	3	2	1				9			18		74
	Accep.	3	2	6				10			18		73
	Days	1 098	670	2 010				246			6 278		15 152

Totals – see next pages



Annex 5 (cont.)

Annual Bi-lateral Talks 2015 – coverage of HR needs (breakdown)

MS/SAC		PROFILES										
		Advanced-Level Document Officers	Border Surveillance Officers	Debriefing Experts	Dog Handlers	Field Press Officers	First-Line Officers	Frontex Support Officers	Frontex Support Officers for FSC	ICC Staff	Intelligence Officers	Interpreters
LT	Prop.	9	17	2	6		10	2	6			
	Accep.	9	17	2	6		10	2	5			
	Days	453	699	60	202		386		307			
LU	Prop.											
	Accep.											
	Days											
LV	Prop.	10		8	16		5	1				
	Accep.	9		4	4		5	1				
	Days	257		734	228		145	92				
MT	Prop.		8									
	Accep.		8									
	Days		904									
NL	Prop.	11	4	4			8	3	7			9
	Accep.	10	4	4			9	3	7			16
	Days	438	1 236	279			333	92	397			4 900
NO	Prop.	3		4		2	1	3	1			
	Accep.	2		4		2	1	3	1			
	Days	349		656			47		61			
PL	Prop.	4	12	2		1	9	1	1			
	Accep.	4	12	2		1	9	1	1			
	Days	280	348	59		30	402	92	61			
PT	Prop.	3		24		1	3	5				
	Accep.	3		23		1	3	5				
	Days	89		839		92	108	580				
RO	Prop.	12	16	10	4	1	12	4	6			
	Accep.	14	16	9	4	1	12	4	6			
	Days	1 046	4 104	779	762	61	465	184	399			
SE	Prop.	4		11	4	2	1	3	1			
	Accep.	4		8	1	1	1	3	1			
	Days	190		556		60	47		62			
SI	Prop.	4	10	2	2	2	1	1				
	Accep.	4	4	2	2	1	1	1				
	Days	176	340	117	114	92	61					
SK	Prop.	5	6				5	1				
	Accep.	5	6				5					
	Days	173	174				119					
UK	Prop.			11				1				3
	Accep.			9								2
	Days			2 051								504
All MS Total	Prop.	153	232	173	54	10	97	47	61	58	5	13
	Accep.	141	217	136	39	7	96	44	54	42	5	19
	Days	10 297	41 993	13 386	1 999	335	3 866	1 331	3 494	9 203	1 085	5 724

		PROFILES											
MS/SAC		LCC Staff	Liaison Officers	Liaison Officers (Technical Equipment)	National Officials	Screening Experts	Second-Line Airport Officers	Second-Line Airport Officer or Adv.-level Doc. Officers	Second-Line Interview Experts	Stolen-Vehicle Detection Officers	Team Leaders	Technical Staff	Total
LT	Prop.					3	1	2		2			60
	Accep.					3	1	2		2			59
	Days					92	36			75			2 310
LU	Prop.					6		3					9
	Accep.					3		3					6
	Days					639		123					762
LV	Prop.					10	2	6		3			61
	Accep.					10	2	6		3			44
	Days					3 170	86	228		87			5 027
MT	Prop.												8
	Accep.												8
	Days												904
NL	Prop.					3	4	14	1	3			71
	Accep.					3	4	14	1	3			78
	Days					179	158	492	57	115			8 676
NO	Prop.					2	2	3	1	2			24
	Accep.					2	2	3	1	1			22
	Days					655	79	123	29	29			2 028
PL	Prop.					2	1	6		7			46
	Accep.					2	1	6		7			46
	Days					90	43	193		230			1 828
PT	Prop.					7	2	8	1	1			55
	Accep.					6	2	9	1	1			54
	Days					577	79	279	29	29			2 701
RO	Prop.					6	2	14	1	12			100
	Accep.					5	2	14	1	12			100
	Days					728	79	474	57	851			9 989
SE	Prop.						3	5	2				36
	Accep.						3	5	2				29
	Days						115		114				1 144
SI	Prop.						2	4		11			39
	Accep.						2	4		11			32
	Days						79	163		2 255			3 397
SK	Prop.					1	2	5					25
	Accep.					1	2	5					24
	Days					29	79	163					737
UK	Prop.					4	1	2					22
	Accep.					4	1	1					17
	Days					871	36	65					3 527
All MS Total	Prop.	38	4	13	2	111	39	145	9	61	41	2	1 357
	Accep.	38	4	18		84	39	135	9	57	38	2	1 224
	Days	12 065	1 083	5 976		15 398	1 537	4 712	401	5 520	9 179	306	148 890

Prop. – Number of officers proposed by MSs/SACs

Accep. – Number of officers agreed between Frontex and MSs/SACs to be deployed

Days – Duration of the deployment agreed between Frontex and MSs/SACs



Annex 6.

Annual Bi-lateral Talks 2015 – coverage of TE needs (breakdown)

MS/SAC	Type of Asset													Total
	Offshore Patrol Vessels	Coastal Patrol Vessels	Coastal Patrol Boats	FWA	Helicopters	Thermo-Vision Vehicles	Patrol Cars	Mobile Laboratories	Transportation Vehicles	Heartbeat Detectors	Carbon Dioxide Detectors	Dog Teams		
AT	Prop.											3	3	
	Accep.					1						1	2	
	Days					309						169	478	
BE	Prop.											2	2	
	Accep.											2	2	
	Days											58	58	
CH	Prop.						3					1	4	
	Accep.						3					1	4	
	Days						339					29	368	
CZ	Prop.					3	1					2	6	
	Accep.					3	1					2	6	
	Days					349	57					104	510	
DE	Prop.					11				1		1	13	
	Accep.					2				1		1	4	
	Days					37						29	66	
EE	Prop.			2	1						6	6	15	
	Accep.			2	1						6	6	15	
	Days			121	29						2 196	174	2 520	
ES	Prop.	11	3		4		3			1		19	41	
	Accep.	5			4		3			1		3	16	
	Days	152			152		871			169		339	1 683	
FI	Prop.	1			1							6	8	
	Accep.	1			1							5	7	
	Days	77			31							173	281	
FR	Prop.	4			3								7	
	Accep.	3			2								5	
	Days	71			60								131	
GR	Prop.	1		21	3	1	1	19		5			51	
	Accep.													
	Days													
HR	Prop.			2									2	
	Accep.			2									2	
	Days			153									153	
HU	Prop.					2	3						5	
	Accep.					2	1						3	
	Days					86	29						115	
IS	Prop.	7			2								9	
	Accep.				2								2	
	Days				59								59	
IT	Prop.	24	57	20	29	24							154	
	Accep.		3		5								8	
	Days		122		151								273	
LT	Prop.					3	1	2	1			6	13	
	Accep.					2	1	2	1			6	12	
	Days					61	29	89	29			202	410	
LV	Prop.			1			4	3				4	12	
	Accep.			1			4	1				4	10	
	Days			183			520	309				228	1 240	
MT	Prop.			1			1						2	
	Accep.			1			1						2	
	Days			61			113						174	

MS/SAC		Type of Asset											Total	
		Offshore Patrol Vessels	Coastal Patrol Vessels	Coastal Patrol Boats	FWA	Helicopters	Thermo-Vision Vehicles	Patrol Cars	Mobile Laboratories	Transportation Vehicles	Heartbeat Detectors	Carbon Dioxide Detectors		Dog Teams
NL	Prop.	1		1	2			2		9				15
	Accep.	1		1	2			2		3				9
	Days	39		75	61			618		366				1 159
NO	Prop.	1											4	5
	Accep.	1											4	5
	Days	123											152	275
PL	Prop.					1		3			1			5
	Accep.					1		2						3
	Days					31		87			57			175
PT	Prop.	2		5	6		2	1					16	32
	Accep.	2		2	4		2	1					16	27
	Days	61		396	121		148	99					898	1 723
RO	Prop.	2	2			1	2	4	2		2	4	19	19
	Accep.	2	2			1	2	4	2		2	4	19	19
	Days	91	61			54	618	788	114		282	760	2 768	2 768
SE	Prop.			1	1	2						2	6	6
	Accep.			1	1	1							3	3
	Days			91	30	61								182
SI	Prop.							6					1	7
	Accep.							3					1	4
	Days							171					57	228
SK	Prop.				1			3						4
	Accep.				1			3						4
	Days				30			87						117
Total	Prop.	54	62	54	53	43	16	53	3	14	2	9	77	440
	Accep.	15	5	10	23	7	16	26	3	3	2	8	56	174
	Days	614	183	1 080	724	244	2 172	3 544	143	366	169	2 535	3 372	15 146

Prop. – Number of assets proposed by MSs/SACs

Accep. – Number of assets agreed between Frontex and MSs/SACs to be deployed

Days – Duration of the deployment agreed between Frontex and MSs/SACs





European Agency for the Management
of Operational Cooperation
at the External Borders of the Member
States of the European Union

Plac Europejski 6
00-844 Warsaw, Poland

T +48 22 205 95 00
F +48 22 205 95 01

frontex@frontex.europa.eu
www.frontex.europa.eu

